



New Zealand Wine
Altogether Unique.



Vineyard Report 2024

New Zealand Winegrowers



Vineyard Report 2024

New Zealand Winegrowers

QUERIES

If you have any questions relating to the Biosecurity Vineyard Register please contact: vineyardregister@nzwine.com



DISCLAIMER: While care has been used in compiling this report, New Zealand Winegrowers Inc. gives no prediction, warranty or assurance in relation to the accuracy of or fitness for any particular purpose, use or application of any information contained in this document. To the full extent permitted by law neither New Zealand Winegrowers Inc. nor any of its employees or agents shall be liable for any cost (including legal costs), claim, liability, loss, damage, injury or the like, which may be suffered or incurred as a direct or indirect result of the reliance by any person on any information contained in this document.



A Snapshot 2024



**TOTAL
PRODUCING AREA**
42,519ha

**TOTAL PRODUCING
AREA BY VARIETY**
RED 7,458ha
WHITE 35,061ha

NUMBER OF VINEYARDS
2,091

**AVERAGE AREA OF
VINEYARD**
20ha

**PERCENTAGE INCREASE
PRODUCING AREA
ON PRECEDING YEAR**
▲ 1%

Top Producing Varieties



Red Varieties
TOTAL 7,458ha

- PINOT NOIR 75%**
- MERLOT 13%**
- SYRAH 6%**
- CABERNET SAUVIGNON 3%**
- CABERNET FRANC 1%**
- OTHER 2%**



White Varieties
TOTAL 35,061ha

- SAUVIGNON BLANC 80%**
- CHARDONNAY 9%**
- PINOT GRIS 8%**
- RIESLING 2%**
- GEWURZTRAMINER <1%**
- OTHER <1%**



Contents

1.1	Producing Area (ha) by Region 2023 - 2026	3
2.1	Producing Area (ha) White Varieties 2023 - 2026	4
2.2	Producing Area (ha) Red Varieties 2023 - 2026	5
3.1	Average Vineyard Size 2023	6
3.2	Number of Vineyards by Size 2023	6
3.3	Percentage of Vineyards by Size 2023 (graphic)	7
3.4	National Totals by Ownerships 2023	8
3.5	National Totals by Ownerships 2023 (graphic)	8
4.0	Producing Area by Region and Largest Variety 2023 (ha)	9
	Producing Area by Region and Variety (ha) 2023 - 2026:	
4.1	Northland	10
4.2	Auckland	11
4.3	Waikato / Bay of Plenty	12
4.4	Gisborne	13
4.5	Hawke's Bay	14
4.6	Wairarapa	15
4.7	Nelson	16
4.8	Marlborough	17
4.9	North Canterbury	18
4.10	Waitaki Valley	19
4.11	Central Otago	20
5.0	Total Producing Area (ha) by Region and Variety 2023	21

1.1 Producing Area (ha)

BY REGION 2023 - 2026

Region	2023	2024	2025	2026
NORTHLAND				
Producing Area	74	75	77	79
Proportion of National Producing Area	<1%	<1%	<1%	<1%
AUCKLAND				
Producing Area	269	269	275	275
Proportion of National Producing Area	<1%	<1%	<1%	<1%
WAIKATO / BAY OF PLENTY				
Producing Area	6	6	6	6
Proportion of National Producing Area	<1%	<1%	<1%	<1%
GISBORNE				
Producing Area	1,239	1,226	1,267	1,277
Proportion of National Producing Area	3%	3%	3%	3%
HAWKE'S BAY				
Producing Area	4,623	4,574	4,589	4,702
Proportion of National Producing Area	11%	11%	11%	11%
WAIRARAPA				
Producing Area	1,081	1,105	1,106	1,106
Proportion of National Producing Area	3%	3%	3%	3%
NELSON				
Producing Area	1,069	1,077	1,073	1,071
Proportion of National Producing Area	3%	3%	3%	2%
MARLBOROUGH				
Producing Area	29,970	30,444	30,694	30,939
Proportion of National Producing Area	71%	72%	72%	72%
NORTH CANTERBURY				
Producing Area	1,467	1,501	1,531	1,550
Proportion of National Producing Area	3%	4%	4%	4%
WAITAKI VALLEY				
Producing Area	48	50	50	50
Proportion of National Producing Area	<1%	<1%	<1%	<1%
CENTRAL OTAGO				
Producing Area	2,115	2,163	2,165	2,169
Proportion of National Producing Area	5%	5%	5%	5%
OTHER				
Producing Area	31	30	30	30
Proportion of National Producing Area	<1%	<1%	<1%	<1%
Totals	41,991	42,519	42,863	43,255
Area Increase	696	528	344	391
Percentage Increase on preceding year	2%	1%	1%	1%

2.1 Producing Area (ha)

WHITE VARIETIES 2023 - 2026

Variety	2023	2024	2025	2026
Sauvignon Blanc	27,478	28,109	28,436	28,753
Chardonnay	3,099	3,069	3,082	3,104
Pinot Gris	2,787	2,784	2,789	2,818
Riesling	576	567	564	564
Gewurztraminer	181	174	173	173
Sauvignon Gris	87	87	87	87
Albarino	64	75	75	75
Viognier	60	60	60	60
Gruener Veltliner	43	43	43	43
Semillon	27	27	27	27
Chenin Blanc	20	19	21	21
Other Whites	10	12	12	12
Pinot Blanc	11	10	10	10
Muscat Varieties	7	7	7	7
Arneis	5	5	5	5
Niagara	3	3	3	3
Flora	2	2	3	3
Marsanne	1	1	1	1
Verdelho	1	1	1	1
Petit Manseng	1	1	1	1
Seibel	0.8	0.8	0.8	0.8
Scheurebe	0.8	0.8	0.8	0.8
Osteiner	0.7	0.7	0.7	0.7
Prosecco-Glera	0.6	0.6	0.9	0.9
Muscat Blanc a Petit Grains	0.6	0.6	0.6	0.6
Fiano	0.6	0.6	0.6	0.6
Mtstvane	0.6	0.6	0.6	0.6
Muller Thurgau	0.5	0.5	0.5	0.5
Wurzer	0.4	0.4	0.4	0.4
Vermentino	0.2	0.2	0.2	0.3
Roussanne	0.2	0.2	0.2	0.2
Optima	0.1	0.1	0.1	0.1
Totals:	34,470	35,061	35,405	35,774
White Varieties Proportion of Total	82%	82%	83%	83%

2.2 Producing Area (ha)

RED VARIETIES 2023 - 2026

Variety	2023	2024	2025	2026
Pinot Noir	5,615	5,613	5,609	5,633
Merlot	1,002	938	937	935
Syrah	418	418	420	420
Cabernet Sauvignon	196	198	198	198
Cabernet Franc	87	87	88	88
Malbec	84	83	85	85
Tempranillo	18	18	18	18
Pinot Meunier	15	15	15	15
Pinotage	14	14	14	14
Gamay Noir	11	11	12	12
Lagrein	10	11	11	11
Petit Verdot	8	8	8	8
Montepulciano	8	8	8	8
Sangiovese	5	5	5	5
Chambourcin	4	4	4	4
Other Reds	3	3	3	3
St Laurent	3	3	3	3
Tannat	2	2	3	3
Kolor	2	2	2	2
Zinfandel	2	2	2	2
Carmenere	2	2	2	2
Barbera	2	2	2	2
Dolcetto	2	2	2	2
Zweigelt	1	1	1	1
Grenache	1	1	1	1
Plantet	1	1	1	1
Albanys Surprise	1	1	1	1
Nebbiolo	0.8	0.8	0.8	0.8
Marzemino	0.7	0.0	0.0	0.0
Touriga Nacional	0.6	0.6	0.6	0.6
Saperavi	0.6	0.6	0.6	0.6
Durif	0.3	0.3	0.3	0.3
Blafränkisch	0.2	0.2	0.2	0.2
Mourvèdre	0.1	0.1	0.1	0.1
Totals:	7,521	7,458	7,458	7,481
Red Varieties Proportion of Total	18%	18%	17%	17%

3.1 Average Vineyard Size Producing Area 2023

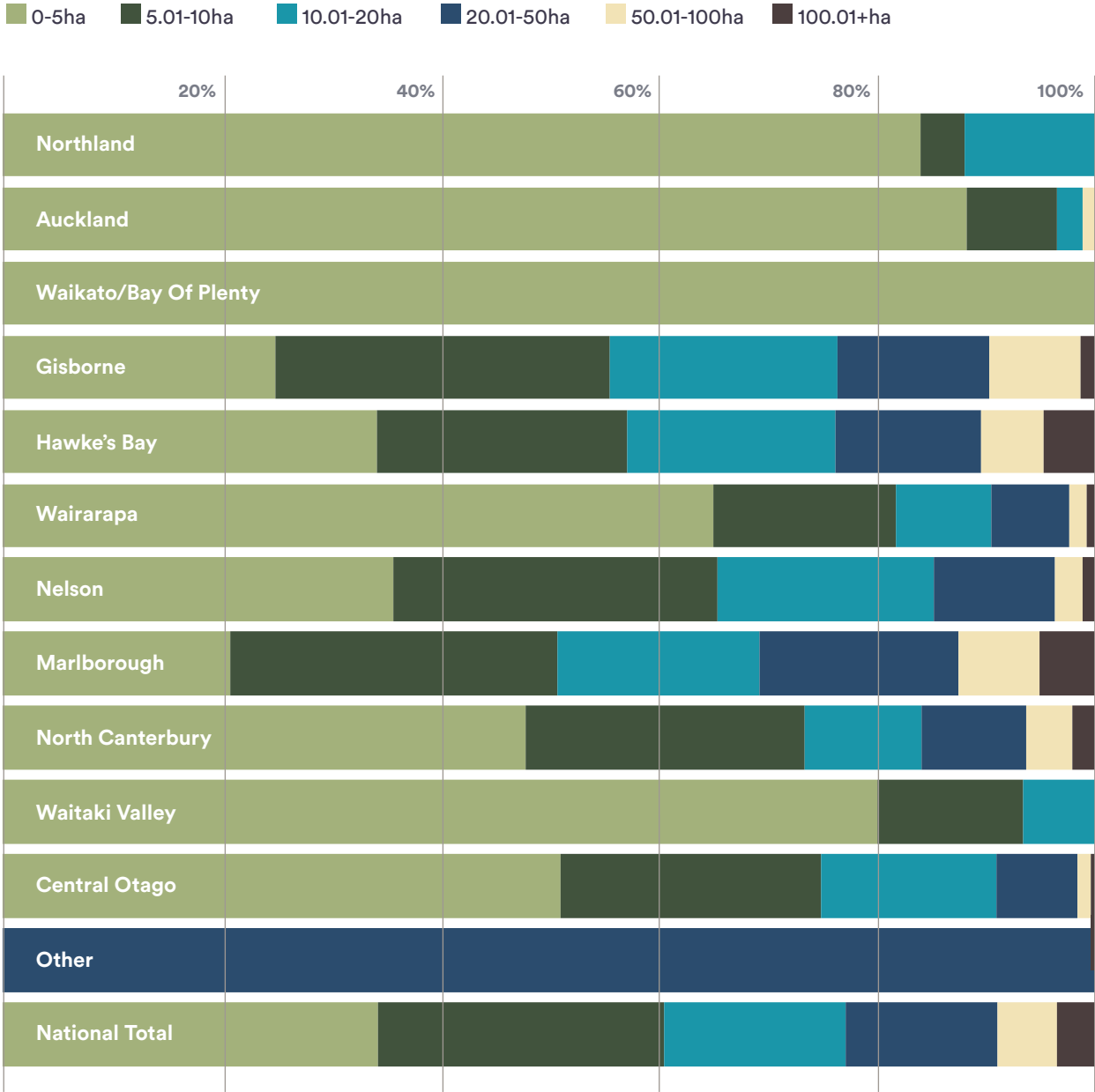
Region	Regional Area Producing ha	Number of Vineyards	Average Area Producing ha
Northland	74	25	3
Auckland	269	85	3
Waikato / Bay of Plenty	6	5	1
Gisborne	1,239	72	17
Hawkes Bay	4,623	210	22
Wairarapa	1,081	126	9
Nelson	1,069	81	13
Marlborough	29,970	1,134	26
North Canterbury	1,467	94	16
Waitaki Valley	48	15	3
Central Otago	2,115	243	9
Other	31	1	31
Totals:	41,991	2,091	20

*Note: the total number of growing entities is not the sum of the regional entities as some appear in more than one region

3.2 Number of Vineyards by Size Producing Area 2023

Region	0-5ha	5.01-10ha	10.01-20ha	20.01-50ha	50.01-100ha	100.01+	National total
Northland	21	1	3	-	-	-	25
Auckland	75	7	2	-	1	-	85
Waikato / Bay of Plenty	5	-	-	-	-	-	5
Gisborne	18	22	15	10	6	1	72
Hawke's Bay	72	48	40	28	12	10	210
Wairarapa	82	21	11	9	2	1	126
Nelson	29	24	16	9	2	1	81
Marlborough	236	340	209	207	84	58	1,134
North Canterbury	45	24	10	9	4	2	94
Waitaki Valley	12	2	1	-	-	-	15
Central Otago	124	58	39	18	3	1	243
Other	-	-	-	1	-	-	1
TOTALS	719	547	346	291	114	74	2091

3.3 Percentage of Vineyards by Size 2023



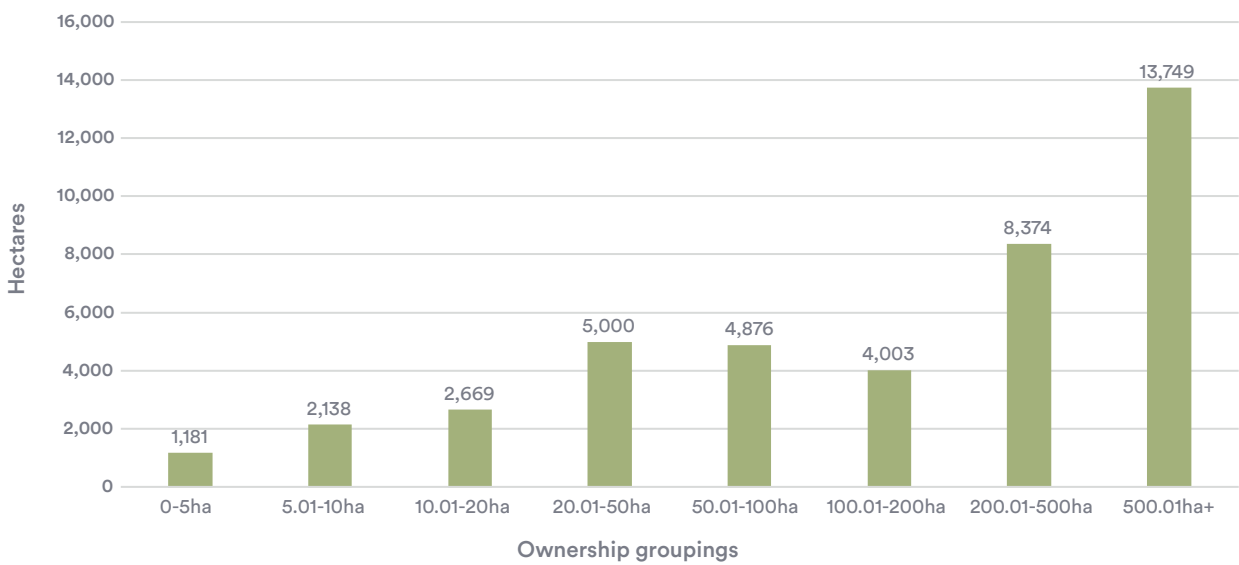
3.4 National Totals by Ownership 2023

Vineyard Producing Area

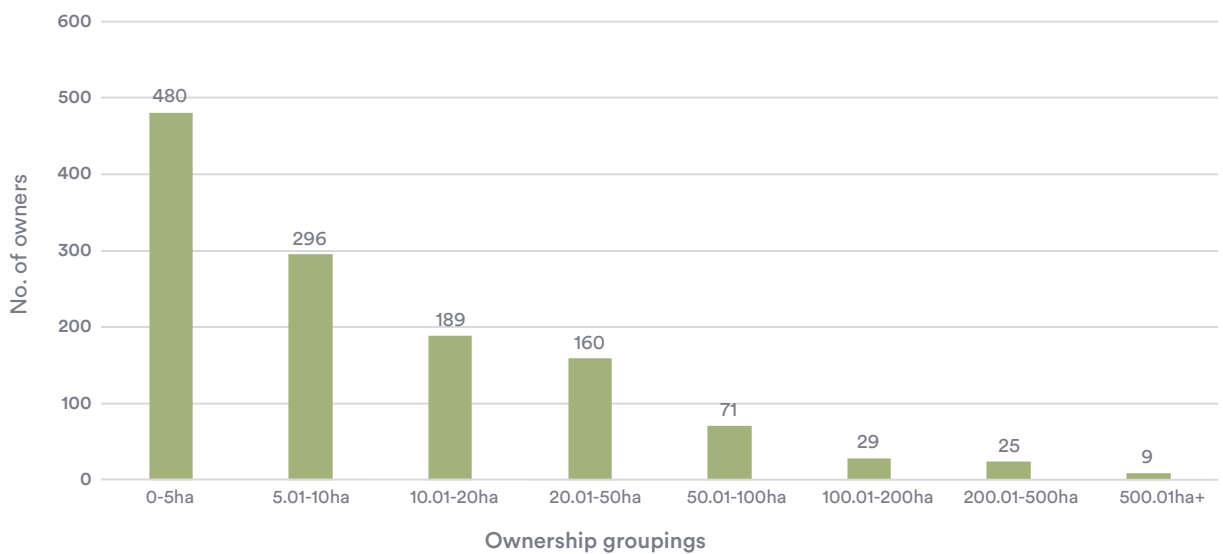
	0-5 Ha	5.01-10ha	10.01-20ha	20.01-50ha	50.01-100ha	100.01-200ha	200.01-500ha	500.01ha+	TOTAL
2023 Total Number of Owners	480	296	189	160	71	29	25	9	1,259
2023 Total Ha	1,181	2,138	2,669	5,000	4,876	4,003	8,374	13,749	41,991

3.5 National Totals by Ownership 2023

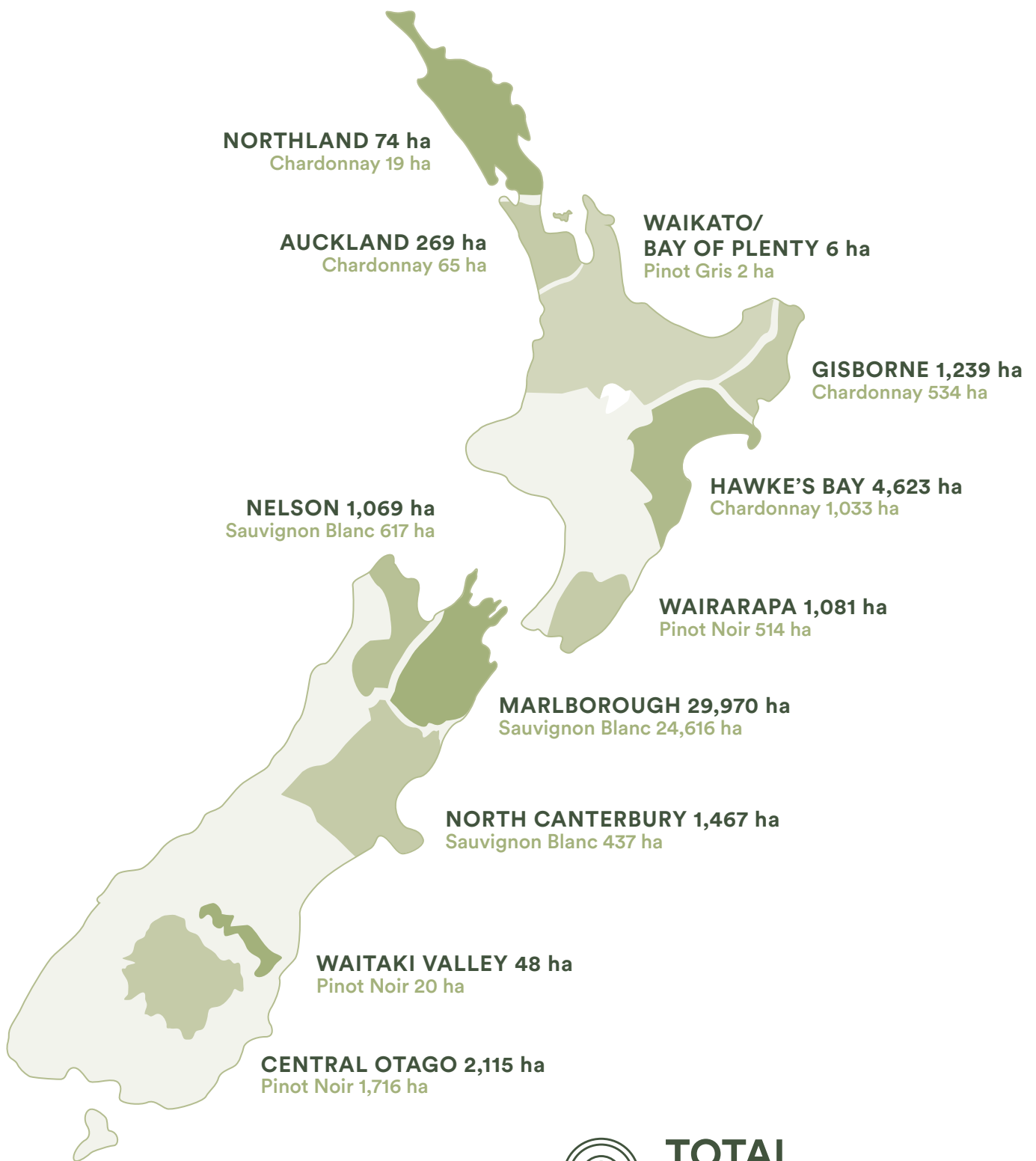
Vineyard Producing Area by Ownership Group 2023



Vineyard Producing Area by Number of Owners 2023



4.0 Producing Area by Region and Largest Variety 2023 (ha)



**TOTAL
PRODUCING AREA
41,991ha**

4.1 Producing Area by Region and Variety (ha)

NORTHLAND 2023 - 2026

Variety	2023	2024	2025	2026
Albarino	0.66	0.66	0.66	0.66
Arneis	1.00	1.00	1.00	1.00
Cabernet Franc	3.03	3.03	3.03	3.03
Cabernet Sauvignon	0.75	0.77	0.77	0.77
Chambourcin	2.88	2.88	2.88	2.88
Chardonnay	19.35	19.65	21.17	21.25
Chenin Blanc	0.00	0.00	0.00	0.06
Flora	0.43	0.43	0.43	0.43
Gewurztraminer	1.20	1.20	1.20	1.20
Grenache	0.06	0.06	0.06	0.06
Malbec	0.13	0.13	0.13	0.13
Marsanne	0.10	0.10	0.10	0.10
Merlot	5.63	5.63	5.63	5.63
Montepulciano	0.24	0.24	0.24	0.24
Muscat Blanc a Petit Grains	0.10	0.10	0.10	0.10
Niagara	2.50	2.50	2.50	2.50
Other Reds	0.06	0.06	0.06	0.06
Petit Manseng	0.01	0.01	0.01	0.01
Petit Verdot	0.12	0.12	0.12	0.12
Pinot Gris	10.32	10.32	10.92	10.92
Pinot Noir	0.25	0.25	0.25	0.25
Pinotage	3.41	3.41	3.41	3.41
Roussanne	0.10	0.10	0.10	0.10
Sangiovese	0.36	0.42	0.42	0.42
Sauvignon Blanc	1.89	1.89	1.89	3.14
Sauvignon Gris	0.10	0.10	0.10	0.15
Semillon	0.13	0.13	0.13	0.13
Syrah	13.50	13.50	14.17	14.17
Tannat	1.30	1.30	1.30	1.37
Tempranillo	1.36	1.36	1.36	1.36
Vermentino	0.10	0.10	0.10	0.15
Viognier	3.06	3.06	3.06	3.06
Total	74	75	77	79

4.2 Producing Area by Region and Variety (ha)

AUCKLAND 2023 - 2026

Variety	2023	2024	2025	2026
Albanys Surprise	1.00	1.00	1.00	1.00
Albarino	3.48	9.28	9.43	9.43
Arneis	0.08	0.08	0.08	0.08
Barbera	0.26	0.26	0.26	0.26
Cabernet Franc	18.07	17.02	17.65	17.65
Cabernet Sauvignon	17.36	17.36	17.36	17.36
Carmenere	0.85	0.85	0.85	0.85
Chambourcin	1.05	1.05	1.05	1.05
Chardonnay	64.88	64.17	66.61	66.61
Chenin Blanc	0.18	0.18	0.18	0.18
Dolcetto	1.08	1.08	1.08	1.08
Flora	1.59	1.59	2.02	2.02
Gewurztraminer	0.03	0.03	0.03	0.03
Grenache	0.05	0.05	0.05	0.05
Gruener Veltliner	1.04	1.04	1.04	1.04
Kolor	0.04	0.04	0.04	0.04
Malbec	12.01	11.09	11.27	11.27
Marsanne	0.65	0.65	0.65	0.65
Merlot	33.46	31.85	32.21	32.21
Montepulciano	2.84	3.44	3.44	3.44
Mourvèdre	0.04	0.04	0.04	0.04
Muscat Varieties	0.50	0.50	0.50	0.50
Nebbiolo	0.39	0.39	0.39	0.39
Other Whites	0.05	0.05	0.05	0.05
Petit Manseng	0.25	0.25	0.25	0.25
Petit Verdot	5.25	5.25	5.25	5.25
Pinot Gris	32.72	30.50	30.50	30.50
Pinot Noir	2.71	2.71	2.71	2.71
Pinotage	0.26	0.26	0.60	0.60
Sangiovese	3.13	3.13	3.31	3.31
Saperavi	0.25	0.25	0.25	0.25
Sauvignon Blanc	8.32	8.32	8.50	8.50
Semillon	0.77	0.77	0.77	0.77
St Laurent	0.20	0.20	0.20	0.20
Syrah	48.92	48.31	49.31	49.31
Tannat	0.32	0.32	0.61	0.61
Tempranillo	0.81	0.83	0.83	0.83
Verdelho	0.54	0.54	0.54	0.54
Viognier	3.89	3.89	4.35	4.35
Total	269	269	275	275

4.3 Producing Area by Region and Variety (ha)

WAIKATO / BAY OF PLENTY 2023 - 2026

Variety	2023	2024	2025	2026
Cabernet Franc	0.93	0.93	0.93	0.93
Cabernet Sauvignon	0.16	0.16	0.16	0.16
Chardonnay	0.45	0.45	0.45	0.45
Malbec	0.15	0.15	0.15	0.15
Merlot	0.37	0.37	0.37	0.37
Pinot Gris	2.05	2.10	2.10	2.10
Pinot Noir	1.15	1.15	1.15	1.15
Pinotage	0.13	0.13	0.13	0.13
Seibel	0.50	0.50	0.50	0.50
Syrah	0.30	0.30	0.30	0.30
Total	6	6	6	6

4.4 Producing Area by Region and Variety (ha)

GISBORNE 2023 - 2026

Variety	2023	2024	2025	2026
Albarino	23.84	24.04	24.04	24.04
Carmenere	0.94	0.94	0.94	0.94
Chardonnay	533.56	497.66	497.55	494.76
Chenin Blanc	6.27	6.27	6.27	6.27
Gewurztraminer	17.25	9.97	7.32	7.32
Malbec	5.35	5.35	5.35	5.35
Marsanne	0.28	0.28	0.28	0.28
Merlot	24.01	23.06	19.66	19.66
Mtstvane	0.58	0.58	0.58	0.58
Muscat Varieties	2.92	2.92	2.92	2.92
Pinot Gris	264.40	254.41	248.70	248.70
Pinot Meunier	0.20	0.20	0.20	0.20
Pinot Noir	26.90	27.87	27.87	27.87
Pinotage	3.50	3.50	3.50	3.50
Prosecco-Glera	0.56	0.56	0.84	0.84
Riesling	2.03	2.03	2.03	2.03
Sauvignon Blanc	316.35	356.94	409.68	422.11
Seibel	0.23	0.23	0.23	0.23
Semillon	0.70	0.70	0.70	0.70
Syrah	1.36	1.51	1.51	1.51
Verdelho	0.31	0.31	0.31	0.31
Viognier	6.84	6.84	6.45	6.45
Zinfandel	0.30	0.30	0.30	0.30
Total	1,239	1,226	1,267	1,277

4.5 Producing Area by Region and Variety (ha)

HAWKE'S BAY 2023 - 2026

Variety	2023	2024	2025	2026
Albarino	14.84	14.84	14.84	14.84
Arneis	2.46	2.46	2.46	2.46
Barbera	1.60	1.60	1.60	1.60
Cabernet Franc	56.61	57.11	57.19	57.19
Cabernet Sauvignon	172.24	174.24	174.60	174.60
Chambourcin	0.35	0.35	0.35	0.35
Chardonnay	1,033.44	1,033.95	1,034.24	1,034.24
Chenin Blanc	3.49	3.49	4.61	4.61
Fiano	0.13	0.13	0.13	0.13
Flora	0.34	0.34	0.34	0.34
Gamay Noir	8.03	8.03	8.03	8.03
Gewurztraminer	50.82	50.82	50.82	50.82
Grenache	1.22	1.22	1.22	1.22
Gruner Veltliner	0.40	0.40	0.40	0.40
Kolor	2.24	2.24	2.24	2.24
Lagrein	8.00	9.50	9.50	9.50
Malbec	59.39	58.99	59.20	59.20
Marsanne	0.29	0.29	0.29	0.29
Marzemino	0.70	0.00	0.00	0.00
Merlot	904.64	843.55	844.03	842.12
Montepulciano	2.20	2.20	2.20	2.20
Mourvèdre	0.02	0.02	0.02	0.02
Muscat Varieties	1.13	1.13	1.13	1.13
Other Reds	0.68	0.68	0.68	0.68
Petit Verdot	2.69	2.69	2.69	2.69
Pinot Gris	655.67	655.67	655.67	685.67
Pinot Meunier	3.24	3.24	3.24	3.24
Pinot Noir	220.89	220.89	219.59	219.59
Pinotage	0.36	0.36	0.36	0.36
Riesling	3.66	3.66	4.02	4.02
Sangiovese	1.10	1.10	1.10	1.10
Sauvignon Blanc	1,027.82	1,035.37	1,048.82	1,133.32
Sauvignon Gris	2.59	2.59	2.59	2.59
Semillon	14.37	14.37	14.37	14.37
Syrah	316.43	317.03	317.33	317.33
Tannat	0.84	0.84	0.84	0.84
Tempranillo	12.07	12.07	12.07	12.07
Touriga Nacional	0.58	0.58	0.58	0.58
Viognier	33.48	33.81	33.81	33.81
Zinfandel	1.80	1.80	1.80	1.80
Total	4,623	4,574	4,589	4,702

4.6 Producing Area by Region and Variety (ha)

WAIRARAPA 2023 - 2026

Variety	2023	2024	2025	2026
Albarino	0.50	0.50	0.50	0.50
Cabernet Franc	1.28	1.28	1.28	1.28
Cabernet Sauvignon	0.16	0.16	0.16	0.16
Chardonnay	60.23	63.43	66.90	66.90
Chenin Blanc	1.33	1.33	1.85	1.85
Durif	0.25	0.25	0.25	0.25
Gamay Noir	0.14	0.14	0.75	0.75
Gewurztraminer	1.72	1.72	1.72	1.72
Gruner Veltliner	2.42	2.42	2.42	2.42
Lagrein	0.14	0.14	0.14	0.14
Malbec	0.13	0.13	0.13	0.13
Marsanne	0.15	0.15	0.15	0.15
Merlot	4.88	4.88	4.88	4.88
Muller Thurgau	0.49	0.49	0.49	0.49
Other Reds	2.00	2.00	2.00	2.00
Other Whites	10.00	10.00	10.00	10.00
Pinot Blanc	0.55	0.55	0.55	0.55
Pinot Gris	46.98	47.05	47.05	47.05
Pinot Meunier	1.20	1.20	1.20	1.20
Pinot Noir	513.87	516.25	516.25	516.65
Plantet	1.15	1.15	1.15	1.15
Riesling	19.27	19.27	19.27	19.27
Roussanne	0.09	0.09	0.09	0.09
Sauvignon Blanc	397.72	415.96	412.68	412.68
Seibel	0.08	0.08	0.08	0.08
Semillon	0.55	0.55	0.55	0.55
Syrah	10.57	10.57	10.57	10.57
Tempranillo	0.22	0.22	0.22	0.22
Viognier	2.61	2.61	2.61	2.61
Total	1,081	1,105	1,106	1,106

4.7 Producing Area by Region and Variety (ha)

NELSON 2023 - 2026

Variety	2023	2024	2025	2026
Albarino	7.38	11.88	11.88	11.88
Cabernet Franc	1.18	1.18	1.18	1.18
Chardonnay	108.07	108.65	108.65	108.65
Chenin Blanc	0.20	0.20	0.20	0.20
Gewurztraminer	18.85	18.85	18.85	18.85
Gruener Veltliner	7.88	7.88	7.88	7.88
Kolor	0.16	0.16	0.16	0.16
Malbec	4.74	4.74	4.74	4.74
Merlot	2.49	2.49	2.49	2.49
Montepulciano	1.45	1.45	1.45	1.45
Pinot Blanc	0.88	0.88	0.88	0.88
Pinot Gris	112.57	112.57	111.09	110.09
Pinot Meunier	3.00	3.00	3.00	3.00
Pinot Noir	153.89	156.75	156.75	156.75
Riesling	22.42	22.86	22.86	22.86
Sauvignon Blanc	617.42	612.66	610.66	609.52
Sauvignon Gris	2.00	5.90	5.90	5.90
Syrah	2.00	2.15	2.15	2.15
Viognier	1.00	1.00	1.00	1.00
Wurzer	0.44	0.44	0.44	0.44
Zweigelt	0.85	0.85	0.85	0.85
Total	1,069	1,077	1,073	1,071

4.8 Producing Area by Region and Variety (ha)

MARLBOROUGH 2023 - 2026

Variety	2023	2024	2025	2026
Albarino	11.32	11.32	11.32	11.32
Arneis	1.32	1.32	1.32	1.32
Blafränkisch	0.16	0.16	0.16	0.16
Cabernet Franc	1.65	1.65	1.65	1.65
Cabernet Sauvignon	0.41	0.41	0.41	0.41
Carmenere	0.30	0.30	0.30	0.30
Chardonnay	1,080.83	1,076.42	1,078.93	1,103.66
Chenin Blanc	3.83	3.83	3.83	3.83
Gewurztraminer	66.40	66.54	66.54	66.54
Gruner Veltliner	27.29	27.29	27.29	27.29
Lagrein	1.39	1.39	1.39	1.39
Malbec	1.50	1.50	1.50	1.50
Merlot	17.46	17.46	17.46	17.46
Montepulciano	1.01	1.01	1.01	1.01
Muscat Blanc a Petit Grains	0.18	0.18	0.18	0.18
Muscat Varieties	0.74	0.74	0.74	0.74
Nebbiolo	0.45	0.45	0.45	0.45
Other Whites	0.07	0.07	0.07	0.07
Petit Manseng	0.96	0.96	0.96	0.96
Petit Verdot	0.05	0.05	0.05	0.05
Pinot Blanc	5.52	5.52	5.52	5.52
Pinot Gris	1,250.05	1,257.26	1,269.09	1,269.09
Pinot Meunier	6.57	6.57	6.57	6.57
Pinot Noir	2,546.83	2,490.43	2,482.93	2,503.41
Pinotage	5.79	5.79	5.79	5.79
Prosecco-Glera	0.06	0.06	0.06	0.06
Riesling	211.65	201.87	200.90	200.90
Sangiovese	0.17	0.17	0.17	0.17
Saperavi	0.30	0.30	0.30	0.30
Sauvignon Blanc	24,615.64	25,156.78	25,400.59	25,601.17
Sauvignon Gris	81.55	78.15	78.15	78.15
Semillon	5.38	5.38	5.38	5.38
St Laurent	1.20	1.20	1.20	1.20
Syrah	12.50	12.27	12.27	12.27
Tempranillo	1.42	1.42	1.42	1.42
Verdelho	0.01	0.01	0.01	0.01
Vermentino	0.10	0.10	0.10	0.10
Viognier	7.00	7.00	7.00	7.00
Zweigelt	0.54	0.54	0.54	0.54
Total	29,970	30,444	30,694	30,939

4.9 Producing Area by Region and Variety (ha)

NORTH CANTERBURY 2023 - 2026

Variety	2023	2024	2025	2026
Albarino	1.97	1.97	1.97	1.97
Cabernet Franc	3.01	3.81	3.81	3.81
Cabernet Sauvignon	4.82	4.82	4.82	4.82
Chardonnay	88.3	91.77	93.77	93.77
Chenin Blanc	0.5	0.5	0.5	0.5
Fiano	0.46	0.46	0.46	0.46
Gewurztraminer	15.15	14.55	16.25	15.75
Gruener Veltliner	2.85	2.85	2.85	2.85
Malbec	0.92	0.92	2.54	2.54
Merlot	6.76	6.76	7.86	7.86
Muscat Varieties	1.59	1.59	1.59	1.59
Optima	0.12	0.12	0.12	0.12
Pinot Gris	218.26	220.66	220.66	220.66
Pinot Noir	410.34	410.44	410.84	410.84
Pinotage	0.57	0.57	0.57	0.57
Riesling	257.89	257.89	257.89	257.89
Sauvignon Blanc	436.62	464.62	486.92	506.92
Scheurebe	0.75	0.75	0.75	0.75
Semillon	4.74	4.74	4.74	4.74
St Laurent	0.71	0.71	0.71	0.71
Syrah	8.3	8.3	8.3	8.3
Tempranillo	0.98	0.98	0.98	0.98
Verdelho	0.45	0.45	0.45	0.45
Viognier	1.26	1.26	1.26	1.26
Total	1,467	1,501	1,531	1,550

4.10 Producing Area by Region and Variety (ha)

WAITAKI VALLEY 2023 - 2026

Variety	2023	2024	2025	2026
Chardonnay	6.43	6.67	6.92	6.92
Chenin Blanc	0.10	0.10	0.10	0.10
Gewurztraminer	2.14	2.27	2.27	2.27
Muscat Varieties	0.10	0.10	0.10	0.10
Other Reds	0.00	0.10	0.10	0.10
Other Whites	0.00	1.60	1.60	1.60
Pinot Gris	14.57	14.33	14.08	14.08
Pinot Meunier	0.02	0.02	0.02	0.02
Pinot Noir	19.61	19.61	19.61	19.61
Riesling	4.09	4.84	4.84	4.84
Sauvignon Blanc	0.10	0.10	0.10	0.10
Syrah	0.10	0.10	0.10	0.10
Viognier	0.54	0.54	0.54	0.54
Zweigelt	0.00	0.10	0.10	0.10
Total	48	50	50	50

4.11 Producing Area by Region and Variety (ha)

CENTRAL OTAGO 2023 - 2026

Variety	2023	2024	2025	2026
Albarino	0.03	0.03	0.03	0.03
Cabernet Franc	1.10	1.10	1.10	1.10
Chardonnay	102.44	104.74	105.63	106.19
Chenin Blanc	4.03	3.03	3.03	3.03
Dolcetto	0.50	0.50	0.50	0.50
Gamay Noir	2.96	2.96	2.96	2.96
Gewurztraminer	7.86	8.28	8.28	8.28
Gruner Veltliner	1.43	0.93	0.93	0.93
Lagrein	0.11	0.11	0.11	0.11
Merlot	2.00	2.00	2.00	2.00
Muscat Blanc a Petit Grains	0.32	0.32	0.32	0.32
Muscat Varieties	0.34	0.34	0.34	0.34
Osteiner	0.67	0.67	0.67	0.67
Pinot Blanc	3.89	2.89	2.89	2.89
Pinot Gris	169.60	169.60	169.10	169.10
Pinot Meunier	0.76	0.76	0.76	0.76
Pinot Noir	1,716.42	1,764.58	1,768.31	1771.91
Riesling	55.06	54.46	52.40	52.40
Sauvignon Blanc	39.10	39.60	39.60	39.60
Sauvignon Gris	0.30	0.30	0.30	0.30
St Laurent	0.50	0.50	0.50	0.50
Syrah	4.26	4.26	4.26	4.26
Tempranillo	0.90	0.90	0.90	0.90
Viognier	0.03	0.03	0.03	0.03
Zinfandel	0.07	0.07	0.07	0.07
Total	2,115	2,163	2,165	2,169

5.0 Total Producing Area by Region and Variety 2023 (ha)

	Northland	Auckland	Waikato / Bay of Plenty	Gisborne	Hawkes Bay	Wairarapa	Nelson	Marlborough	North Canterbury	Waitaki Valley	Central Otago	Other	Grand Total Ha 2023
Albanys Surprise	0.00	1.00	0.00	0.00	0.00	0.00	0.00	0.00	0.00	0.00	0.00	0.00	1.00
Albarino	0.66	3.48	0.00	23.84	14.84	0.50	7.38	11.32	1.97	0.00	0.03	0.00	64.02
Arneis	1.00	0.08	0.00	0.00	2.46	0.00	0.00	1.32	0.00	0.00	0.00	0.00	4.86
Barbera	0.00	0.26	0.00	0.00	1.60	0.00	0.00	0.00	0.00	0.00	0.00	0.00	1.86
Blaufränkisch	0.00	0.00	0.00	0.00	0.00	0.00	0.00	0.16	0.00	0.00	0.00	0.00	0.16
Cabernet Franc	3.03	18.07	0.93	0.00	56.61	1.28	1.18	1.65	3.01	0.00	1.10	0.00	86.86
Cabernet Sauvignon	0.75	17.36	0.16	0.00	172.24	0.16	0.00	0.41	4.82	0.00	0.00	0.00	195.90
Carmenere	0.00	0.85	0.00	0.94	0.00	0.00	0.00	0.30	0.00	0.00	0.00	0.00	2.09
Chambourcin	2.88	1.05	0.00	0.00	0.35	0.00	0.00	0.00	0.00	0.00	0.00	0.00	4.28
Chardonnay	19.35	64.88	0.45	533.56	1,033.44	60.23	108.07	1,080.83	88.30	6.43	102.44	1.00	3,098.98
Chenin Blanc	0.00	0.18	0.00	6.27	3.49	1.33	0.20	3.83	0.50	0.10	4.03	0.00	19.93
Dolcetto	0.00	1.08	0.00	0.00	0.00	0.00	0.00	0.00	0.00	0.00	0.50	0.00	1.58
Durif	0.00	0.00	0.00	0.00	0.00	0.25	0.00	0.00	0.00	0.00	0.00	0.00	0.25
Fiano	0.00	0.00	0.00	0.00	0.13	0.00	0.00	0.00	0.46	0.00	0.00	0.00	0.59
Flora	0.43	1.59	0.00	0.00	0.34	0.00	0.00	0.00	0.00	0.00	0.00	0.00	2.36
Gamay Noir	0.00	0.00	0.00	0.00	8.03	0.14	0.00	0.00	0.00	0.00	2.96	0.00	11.13
Gewurztraminer	1.20	0.03	0.00	17.25	50.82	1.72	18.85	66.40	15.15	2.14	7.86	0.00	181.42
Grenache	0.06	0.05	0.00	0.00	1.22	0.00	0.00	0.00	0.00	0.00	0.00	0.00	1.33
Gruner Veltliner	0.00	1.04	0.00	0.00	0.40	2.42	7.88	27.29	2.85	0.00	1.43	0.00	43.31
Kolor	0.00	0.04	0.00	0.00	2.24	0.00	0.16	0.00	0.00	0.00	0.00	0.00	2.44
Lagrein	0.00	0.00	0.00	0.00	8.00	0.14	0.00	1.39	0.00	0.00	0.11	0.00	9.64
Malbec	0.13	12.01	0.15	5.35	59.39	0.13	4.74	1.50	0.92	0.00	0.00	0.00	84.32
Marsanne	0.10	0.65	0.00	0.28	0.29	0.15	0.00	0.00	0.00	0.00	0.00	0.00	1.47
Marzemino	0.00	0.00	0.00	0.00	0.70	0.00	0.00	0.00	0.00	0.00	0.00	0.00	0.70
Merlot	5.63	33.46	0.37	24.01	904.64	4.88	2.49	17.46	6.76	0.00	2.00	0.00	1,001.70
Montepulciano	0.24	2.84	0.00	0.00	2.20	0.00	1.45	1.01	0.00	0.00	0.00	0.00	7.74
Mourvèdre	0.00	0.04	0.00	0.00	0.02	0.00	0.00	0.00	0.00	0.00	0.00	0.00	0.06
Mtsvane	0.00	0.00	0.00	0.58	0.00	0.00	0.00	0.00	0.00	0.00	0.00	0.00	0.58
Muller Thurgau	0.00	0.00	0.00	0.00	0.00	0.49	0.00	0.00	0.00	0.00	0.00	0.00	0.49
Muscat Blanc a Petit Grains	0.10	0.00	0.00	0.00	0.00	0.00	0.00	0.18	0.00	0.00	0.32	0.00	0.60
Muscat Varieties	0.00	0.50	0.00	2.92	1.13	0.00	0.00	0.74	1.59	0.10	0.34	0.00	7.32
Nebbiolo	0.00	0.39	0.00	0.00	0.00	0.00	0.00	0.45	0.00	0.00	0.00	0.00	0.84
Niagara	2.50	0.00	0.00	0.00	0.00	0.00	0.00	0.00	0.00	0.00	0.00	0.00	2.50
Optima	0.00	0.00	0.00	0.00	0.00	0.00	0.00	0.00	0.12	0.00	0.00	0.00	0.12
Osteiner	0.00	0.00	0.00	0.00	0.00	0.00	0.00	0.00	0.00	0.00	0.67	0.00	0.67
Petit Manseng	0.01	0.25	0.00	0.00	0.00	0.00	0.00	0.96	0.00	0.00	0.00	0.00	1.22

	Northland	Auckland	Waikato / Bay of Plenty	Gisborne	Hawkes Bay	Wairarapa	Nelson	Marlborough	North Canterbury	Waitaki Valley	Central Otago	Other	Grand Total Ha 2023
Petit Verdot	0.12	5.25	0.00	0.00	2.69	0.00	0.00	0.05	0.00	0.00	0.00	0.00	8.11
Pinot Blanc	0.00	0.00	0.00	0.00	0.00	0.55	0.88	5.52	0.00	0.00	3.89	0.00	10.84
Pinot Gris	10.32	32.72	2.05	264.40	655.67	46.98	112.57	1,250.05	218.26	14.57	169.60	9.86	2,787.05
Pinot Meunier	0.00	0.00	0.00	0.20	3.24	1.20	3.00	6.57	0.00	0.02	0.76	0.00	14.99
Pinot Noir	0.25	2.71	1.15	26.90	220.89	513.87	153.89	2,546.83	410.34	19.61	1716.42	2.46	5,615.32
Pinotage	3.41	0.26	0.13	3.50	0.36	0.00	0.00	5.79	0.57	0.00	0.00	0.00	14.02
Plantet	0.00	0.00	0.00	0.00	0.00	1.15	0.00	0.00	0.00	0.00	0.00	0.00	1.15
Prosecco-Glera	0.00	0.00	0.00	0.56	0.00	0.00	0.00	0.06	0.00	0.00	0.00	0.00	0.62
Riesling	0.00	0.00	0.00	2.03	3.66	19.27	22.42	211.65	257.89	4.09	55.06	0.00	576.07
Roussanne	0.10	0.00	0.00	0.00	0.00	0.09	0.00	0.00	0.00	0.00	0.00	0.00	0.19
Sangiovese	0.36	3.13	0.00	0.00	1.10	0.00	0.00	0.17	0.00	0.00	0.00	0.00	4.76
Saperavi	0.00	0.25	0.00	0.00	0.00	0.00	0.00	0.30	0.00	0.00	0.00	0.00	0.55
Sauvignon Blanc	1.89	8.32	0.00	316.35	1,027.82	397.72	617.42	24,615.64	436.62	0.10	39.10	17.33	27,478.31
Sauvignon Gris	0.10	0.00	0.00	0.00	2.59	0.00	2.00	81.55	0.00	0.00	0.30	0.00	86.54
Scheurebe	0.00	0.00	0.00	0.00	0.00	0.00	0.00	0.00	0.75	0.00	0.00	0.00	0.75
Seibel	0.00	0.00	0.50	0.23	0.00	0.08	0.00	0.00	0.00	0.00	0.00	0.00	0.81
Semillon	0.13	0.77	0.00	0.70	14.37	0.55	0.00	5.38	4.74	0.00	0.00	0.00	26.64
St Laurent	0.00	0.20	0.00	0.00	0.00	0.00	0.00	1.20	0.71	0.00	0.50	0.00	2.61
Syrah	13.50	48.92	0.30	1.36	316.43	10.57	2.00	12.50	8.30	0.10	4.26	0.00	418.24
Tannat	1.30	0.32	0.00	0.00	0.84	0.00	0.00	0.00	0.00	0.00	0.00	0.00	2.46
Tempranillo	1.36	0.81	0.00	0.00	12.07	0.22	0.00	1.42	0.98	0.00	0.90	0.00	17.76
Touriga Nacional	0.00	0.00	0.00	0.00	0.58	0.00	0.00	0.00	0.00	0.00	0.00	0.00	0.58
Verdelho	0.00	0.54	0.00	0.31	0.00	0.00	0.00	0.01	0.45	0.00	0.00	0.00	1.31
Vermentino	0.10	0.00	0.00	0.00	0.00	0.00	0.00	0.10	0.00	0.00	0.00	0.00	0.20
Viognier	3.06	3.89	0.00	6.84	33.48	2.61	1.00	7.00	1.26	0.54	0.03	0.00	59.71
Wurzer	0.00	0.00	0.00	0.00	0.00	0.00	0.44	0.00	0.00	0.00	0.00	0.00	0.44
Zinfandel	0.00	0.00	0.00	0.30	1.80	0.00	0.00	0.00	0.00	0.00	0.07	0.00	2.17
Zweigelt	0.00	0.00	0.00	0.00	0.00	0.00	0.85	0.54	0.00	0.00	0.00	0.00	1.39
Other Reds	0.06	0.00	0.00	0.00	0.68	2.00	0.00	0.00	0.00	0.00	0.00	0.00	2.74
Other Whites	0.00	0.05	0.00	0.00	0.00	10.00	0.00	0.07	0.00	0.00	0.00	0.00	10.12
Regional Totals	74	269	6	1239	4623	1081	1069	29970	1467	48	2115	31	41991



New Zealand Wine
Altogether Unique.

