

New Zealand Winegrowers Inc
Annual Report
2024



Altogether: Unique.





Vision

Around the world,
New Zealand is
renowned for our
exceptional wines.

Purpose

Creating enduring member value
by enhancing the reputation of
New Zealand Wine and the
sustainability of our industry.

Priorities

Advocacy
People
Research
Environment
Brand

New Zealand Winegrowers Inc
Annual Report
2024

Chair's Report	4
Advocacy	10
People	13
Research	14
Environment	18
Brand	22
Financials	26
Statistics	30
Directory	38

Chair's Report

MAN O' WAR, WAIHEKE ISLAND. PHOTO: RICHARD BRIGGS



Over the past year consumers across the globe purchased 81 glasses of New Zealand wine per second, each wine proudly labelled with its New Zealand regional origins.

Selling prices for our wines increased, and overall, our average price in 2023/24 was the second highest of all countries competing in our key markets. Our wines, our regions, and our people continued to attract positive endorsements from commentators.

These are all positives, but it is telling that industry concerns over the past 12 months have been dominated by very real short-term challenges. Flat or declining sales, high inventory levels, tough economic conditions, cost increases, falling global demand for wine, and supply chain destocking – these are the issues growers and wineries are worried about here in New Zealand and in wine industries around the world.

These developments all increased uncertainty about the short-term direction of our sector. The concerns were reflected in the results of our 2023 Member Survey.

Addressing these matters has been a key focus of our member communications over the past year. We hosted several member webinars and reported the latest in-market data as a priority. That market data has shown that New Zealand wine has continued to perform solidly in our key markets, despite the challenging environment.

Beyond the short term, the industry is confident about the medium-to-long-term opportunities that exist for our wines. The industry and New Zealand Winegrowers (NZW) have continued to invest in the future. New vineyards have been planted and, as we experience a rapidly changing environment, our focus remains on sustainability and research.

The goal for all continues to be enhancing the reputation of New Zealand Wine and the sustainability of our industry. Achieve this, and the industry will continue to grow significant export value over the next decade and beyond.

Export roller coaster

After record increases in exports last year, wineries have endured a rollercoaster ride over the past 12 months. From July to January, export volume declined 24% with value down 22%; then from February, exports rebounded and by June had lifted 6% from their January lows. Overall, for the June year end, exports totalled \$2.1 billion—the second-highest annual level for the industry, but still down 11% on last year's record-setting level.

The immediate cause of the early decline in export shipments was reduced replenishment orders from importers, distributors, and retailers, who nevertheless maintained sales by drawing down on their inventories. This meant fewer exports for wineries. Adding to the uncertain environment, tough economic conditions, and in some markets increased taxes, led to reduced demand for wine.

Despite facing tough economic times, consumers have continued to choose to buy New Zealand wine. In our key markets, such

as the USA and UK, sales of New Zealand wine have grown in the past year, despite flat or declining markets for wine overall. This speaks positively to the reputation and standing of our wines with consumers, and the innovation that has been such an important driver for the industry's international success.

Domestically, the wine market in New Zealand has continued to decline, reflecting a range of factors, from demographic change to increased regulation (for example, additional restrictions placed around the sale of wine due to interpretations about the law, and increased excise tax). Total wine sales, down an estimated 8%, were 78.9 million litres, the lowest level in the past two decades. On a per capita basis, the decline is even steeper with wine consumption down over 20% in less than a decade.

Costs increase again

While experiencing a more volatile selling environment, growers and wineries have also been challenged by cost increases, undermining profitability. These cost rises have been across the board, although most galling to producers are those increases imposed by government. Domestically, consecutive excise hikes two years in a row have taken the excise rate to \$3.69 per litre, up more than 11%. Excise on wine sold in New Zealand now amounts to over \$290 million per year. Further to this, wineries now face a 47% increase in the Alcohol Health Levy (formerly the ALAC levy).

Combined, the cost increases since the spike in inflation commenced in 2021 have undermined sector confidence and profitability. Unsurprisingly, they are taking a toll on industry sentiment. In our 2023 Member Survey, 79% of respondents rated cost increases/inflation as 'very important', the highest ranking in the survey.

At home, rising costs are squeezing the ability of New Zealand producers to profitably supply wine into the domestic market. The data indicates that imported wine, much of it low quality and low cost, is taking a rising share of the market. This

trend is of concern to all New Zealand winegrowers.

Supporting trade

As the most export-focused of all major global wine producers (nearly 90% of total New Zealand wine sales occur overseas), secure and competitive access to markets is an important foundation for future market growth. Positively, this year's new free trade agreement between New Zealand and the European Union (NZ/EU FTA) has significantly improved access to the wealthy European market. The new FTA sits alongside other New Zealand trade agreements (including Australia-New Zealand Closer Economic Relations Trade Agreement (ANZCERTA), Comprehensive and Progressive Agreement for Trans-Pacific Partnership (CPTPP) and others) that provide certainty of access into most of our key markets.

The importance of international trade to wine businesses drives our continued engagement with government and international colleagues on trade matters. In fora such as the International Organisation of Vine and Wine (OIV), World Wine Trade Group (WWTG) and International Federation of Wines and Spirits (FIVS), we ensure the New Zealand industry voice is heard. These organisations also give us access to information that forms the basis of the winemaking, labelling, and trade guides and advice that our members rate so highly. When issues arise with technical barriers to trade affecting winegrowers, we work with the Ministry of Primary Industries (MPI) and the Ministry of Foreign Affairs and Trade (MFAT), to support them and try to find a solution.

Building markets

We work with wineries and partners such as New Zealand Trade and Enterprise (NZTE) to enhance the New Zealand Wine story. Our goal is to build and promote New Zealand Wine as a premium brand.

New Zealand wine has continued to perform solidly in our key markets, despite the challenging environment.

In export markets over the past year, our Education Programme poured 377 wines from 145 different brands to over 3,546 trade, media and engaged consumers. In addition, we hosted stands at major trade fairs where thousands of trade and media met wineries and tasted their wines. Additionally, our public relations (PR) strategy is paying dividends, with targeted New Zealand Wine media content reaching 158 million people. The return on investment for the financial year has exceeded expectations, with \$80 generated for every \$1 spent on the Global PR Programme.

Domestically, after a three-year hiatus, the return of inbound guests meant we were able to again host international media in our wine regions. We will be proud to host a selected trade and media group for Pinot Noir New Zealand 2025, the first major international wine event held in New Zealand since 2019.

We will continue to offer timely and in-depth market data for members, as we have in the past, in response to more volatile market conditions. Our investment in data analysis capabilities has proved its value, as has our partnership with New Zealand Trade and Enterprise (NZTE), meaning we could deliver insights via webinars and at the Wine Business Forum that would not have otherwise been available to members.

Supporting wine tourism

Wine tourists returned to New Zealand in force over the past year. Although overall tourism numbers were still below pre-pandemic levels, many wineries reported a busy summer at their cellar doors.

Our wine tourism activities have focused on two initiatives in the past year. Firstly, we have strongly supported the Winery Cellar Door Tasting Bill as it made its way through the parliamentary process and welcomed it when it finally came into force in August. This law change, introduced by Stuart Smith MP, modernised the legislation covering cellar doors. The changes were strongly supported by wineries, and it has been pleasing to see broad cross-party support for the legislation in Parliament. Now that it has come into effect, we are working to support members to make the most of these changes as the busy summer tourism season approaches.

Secondly, in partnership with Tourism New Zealand and its wholly owned subsidiary Qualmark, we have launched a new wine tourism award to reflect the importance of cellar doors to the industry. The goal of the Qualmark Wine Tourism Award is to celebrate those members who create exceptional experiences for visitors to their cellar doors.

A small, high-quality vintage

Growers and wineries throughout the country experienced near ideal ripening conditions for vintage 2024. The result is that consumers will see some stellar wines when they come onto the market. Undoubtedly, the wines from 2024 will add to our reputation as a premium quality producer.

However, volume produced from the harvest (395,000 tonnes) was well down on the past two years, reflecting cool spring and early summer weather. Production in some regions was more affected by the spring weather; those producers will be looking for improved crops in 2025.

Future supply will be boosted by the steady rise in vineyard area which reached a new peak of 42,519 hectares this year, up more than 7,000 hectares over the past decade. Our Biosecurity Vineyard Register projects continuing growth in vineyard area at around 500 hectares per year, down slightly on the past decade.

Taking into account the smaller 2024 vintage, we expect that wineries will draw down on any inventory they may have carried over from previous vintages to support both international and domestic sales during the next 12 months, and as such we are not anticipating any supply constraints in the year ahead.

Researching and innovating our future

The variability in vintage size over the past four years has been marked with two small harvests (2021 and 2024) bookending our two largest crops in 2022 and 2023. This variability reflects the agricultural risk inherent in the sector, makes business planning difficult, and appears to be increasing as climate change impacts our regions.

As we have noted in previous reports, climate change has the potential to change the distinctive characteristics and flavours of our wines, which have underpinned our marketplace success. We have initiated research through the Bragato Research Institute (BRI), our wholly owned research subsidiary, to develop new planting material to meet the challenges of climate change. Our Grape Days events this year included the first major presentations on this research; it was warmly received by members.

Ensuring BRI research is appropriately targeted is a focus for both NZW and BRI. New governance frameworks have been established in the past year to ensure member needs are front and centre in designing future BRI research programmes. We are confident that BRI, with new programmes coming on stream and a strong member focus, is well-placed to drive the science and knowledge that will underpin future innovation in viticulture and winemaking processes and systems.

Committed to a sustainable future

Our research on managing the impacts of climate change is complemented by our work to reduce emissions from viticulture and winemaking activities. We have recently released to members a Roadmap to Net Zero 2050 that plots the path forward for our sector to reduce greenhouse gas emissions. We expect it to be widely supported by growers and wineries.

We have also seen innovation in packaging across the sector as one way for wine businesses to reduce their emissions footprint. In May we held a webinar looking at different packaging options. We expect more wineries to look at their packaging emissions in the coming years, and to consider decisions to reduce these.

The Roadmap to Net Zero is but one component of our wider commitment to sustainability. Our most significant initiative this year, alongside our usual activities, has been collaborating with the Ministry for the Environment (MfE) to develop a pilot tool to enable member compliance with upcoming freshwater farm plan regulatory requirements. Once the details



MAN O' WAR, WAHKEKE ISLAND. PHOTO: RICHARD BRIGGS

of the new freshwater farm plan regulations are confirmed we can determine better how this tool will assist members on an ongoing basis. As an industry we will need to invest in developing the pilot tool and integrating freshwater farm plan requirements into SWNZ as much as possible.

In 2025 we will celebrate an important milestone in our sustainability journey, 30 years of Sustainable Winegrowing New Zealand (SWNZ). SWNZ was established in 1995 as a voluntary, industry-led, independently audited programme committed to improving the sustainability of viticultural and winemaking operations. SWNZ currently certifies 96% of the vineyard area in New Zealand and is recognised as a leader in the field.

A key reason for the strong support of SWNZ is that, over the past 30 years, the programme has continually evolved and grown to meet the changing needs of members, and the world in which they do business. The issues it addresses are now much broader and more complex than three decades ago. Next season will see another step forward—all member vineyards will be required to have a biosecurity plan in place. These plans will help vineyard managers protect their vineyards should a new pest or disease enter the country.

As an industry, we are proud that individual growers and wineries have demonstrated their ongoing commitment to sustainability through their membership of SWNZ. This is complemented by the active role that organics

As an industry, we are proud that individual growers and wineries have demonstrated their on-going commitment to sustainability through their membership of SWNZ.

and biodynamics play in our sector. As such, we are confident vineyards and wineries will continue to be well placed to demonstrate their commitment to a sustainable future; a commitment that is important to our customers worldwide.

Our people

Our sector proudly employs more than 7,000 New Zealanders who grow the grapes, and make, market, and sell our wines. Over the next 12 months, we will once again take the pulse of our workforce with the Our People Survey, which will provide a snapshot of where we are at and highlight any matters we need to address.

The goal of NZW's People activities is to attract, develop, and retain skilled and talented staff within the sector. Programmes such as Women in Wine, Young Winemaker of the Year, Young Viticulturist of the Year and our mentoring programmes are all strongly supported by members. Next year marks the 20th year of our Young Viticulturist of the Year programme.

Looking to the future, we contributed funds towards a report on 'A Skills-based Wine Workforce', which examined future industry staffing and skills needs.

Supporting our permanent workforce are numerous seasonal roles, particularly during vintage and winter pruning. Access to overseas workers has improved markedly since the end of COVID-19 border restrictions. Nevertheless, we have been active in various workstreams around the Recognised Seasonal Employer (RSE) scheme, Accredited Employer Work Visa (AEWV) programme, and other labour-related matters to ensure appropriate settings for our seasonal workforce.

Finally, we are pleased to add Nick Hoskins, Xan Harding and Michael Brajkovich MW to the Roll of Fellows of New Zealand Winegrowers. Their service to different aspects of our sector—respectively viticulture, industry organisations, and winemaking—across many years has helped build the New Zealand wine success story that we are so proud of today.

The future

NZW is the unified industry organisation that represents and promotes the interests of all the wineries and growers in New Zealand. Our focus is on creating enduring value for our members.

Our 2023 Member Survey indicated broad support from levy payers for our activities. However, we cannot and must not rest on our laurels if we are to meet the ever-changing needs of our membership.

Our governance, levies, and representation review has made significant progress over the past 12 months. We are now at the point where we need to engage with our members to discuss the options and recommendations. It will be up to our broad base of members to decide the matters addressed in the review.

Member decisions must ensure NZW is fit for purpose to undertake its role in our sector. While there are many matters that will always be for individual businesses to decide, NZW, as the collective voice for growers and wineries, has an important role to play in enhancing the reputation of New Zealand Wine and the sustainability of the industry.

For our wine regions, and Aotearoa New Zealand as a whole, that will mean more high-value exports, more high-paying roles, more high-value tourists, and a more sustainable industry in future years. 🍷



Clive Jones
(Chair)



Fabian Yukich
(Deputy Chair)

Declining alcohol consumption in New Zealand

Over the last few years, there were many headlines about increasing alcohol consumption, particularly around COVID-19 and the lockdowns.

Stats NZ publishes an annual figure of “alcohol available for consumption” domestically. In the year ended December 2023, the total figure fell 4.3% (wine saw a 2.4% reduction, beer and spirits fell by more than that). This trend is not a one off—in the past 10 years, per capita consumption of alcohol (for those aged 15 years and above) has fallen 10% according to Stats NZ.

This decline reflects a number of different factors, including demographic changes, migration, and changing market dynamics.

It's important to distinguish between total consumption and harmful consumption. Thankfully, declining harmful consumption is also occurring. The most recent data from a Health New Zealand survey showed that 84% of New Zealanders are already drinking responsibly (up 3% from the previous year). That reduction equates to 110,000 fewer New Zealanders drinking in a harmful way compared to the previous year. We welcome this change, and remain committed to preventing harmful consumption in our communities.

As part of this commitment to social responsibility, NZW provides funding to The Tomorrow Project (TTP), an incorporated society and registered charity. TTP funds the Life Education Trust to deliver SMASHED, a programme that uses live theatre and interactive workshops to engage students on the dangers of underage drinking. The programme was developed overseas, and has been positively reviewed in New Zealand by the New Zealand Council of Educational Research. TTP, again with NZW support, is also working on a new brand to replace the longstanding Cheers! brand—watch this space.

This decline reflects a number of different factors, including demographic changes, migration, and changing market dynamics.

NZW's Advocacy team also offers information and guidance to our members on the requirements of the Sale and Supply of Alcohol Act, the Alcohol Advertising and Promotion Code, and other requirements related to responsible advertising and promotion of alcohol.

Government regulations and initiatives also have the power to impact harmful consumption. While we welcome any reduction in harmful consumption, interventions need to be done in an evidence-based way and should be specifically targeted towards harmful consumption (not to the many New Zealanders who already drink responsibly).

The increase to the health levy is driven by the Government's intention to increase health-led alcohol-related activities to address alcohol harm in the coming year. We are requesting greater transparency in spending of this health levy, through increased engagement by government with industry on the setting of priorities and measurement of effectiveness of programmes and activities funded from the levy. 🍷



Advocacy

Identifying what's required for New Zealand's winegrowers to produce, market, and sell competitively and then providing the support, tools, and advocacy to make that change a reality. NZW Advocacy activities focus on member guidance, wine standards, government engagement, intellectual property protection, growing our people, promoting social responsibility, and encouraging free and fair trade.

International trade

In May this year, the NZ/EU FTA came into force. As well as removing all tariffs on New Zealand wine exports to the European Union (EU) market, it includes a Wine Annex with additional flexibility on labelling and winemaking practices. However, we are mindful that other parts of the FTA Agreement will impose costs on some winegrowers (e.g. those who will have to change labels in accordance with new geographical indication requirements). Many of New Zealand's registered geographical indications will also be formally protected in the EU for the first time.

We continue to monitor global labelling and winemaking developments and are mindful of their potential to add cost and complexity for winegrowers. This year we devoted significant resources to supporting our members with the implementation

We continue to monitor global labelling and winemaking developments and are mindful of their potential to add cost and complexity for winegrowers.

of EU nutrition and ingredient labelling requirements. Given the growth of the low and no-alcohol wine category, some countries are also considering how to accommodate these products within their regulations.

The domestic regulatory framework

Alcohol licensing: We welcomed recent changes to the Sale and Supply of Alcohol Act that allow winery cellar doors to charge for tasting samples of their wines without the need to obtain an on-licence. The Act also resolves a technical issue that has prevented wineries in some regions from having a winery cellar door and a restaurant in the same licensed footprint. This change supports responsible consumption while also—for the first time—allowing wineries to appropriately value their premium product when providing it to tourists at the cellar door.

Government-imposed cost increases: We were disappointed that the government announced yet another substantial excise increase for the coming year (making it 6.9% in 2022, 6.65% in 2023, and 4.1% in 2024). This means that excise on a typical 750ml bottle of wine has increased from \$2.33 to \$2.77 in just three years, and this is on top of increasing production costs across the board.



The government announced a \$5.2 million increase to the levy collected from the alcohol beverage industry to reduce alcohol harm. We will be asking the government for increased transparency and engagement in spending priorities to reduce the harmful consumption of alcohol in New Zealand.

Simulated recall: As part of MPI's Regulatory Redesign Project, many businesses across the food and beverage sector are now required to undertake an annual simulated recall to test their processes. This year, our team partnered with MPI to deliver a simulated recall exercise for winegrowers. We have received positive feedback from many wineries on this initiative and expect to run it again in the coming year (with a different test scenario).

We welcome the government's intention to increase the RSE scheme's numbers over time.

Summary of submissions

Each year, NZW makes or contributes to many direct submissions to government or written policy proposals on a wide variety of matters. While these submissions were primarily within New Zealand, we also made submissions on some international issues.

For more information, please contact advocacy@nzwine.com

The law change for winery cellar doors has modernised the legislation. It allows wineries to value their premium product, and offer wine tourism experiences that international and local visitors expect.

*Cellar
Door*

People

Workforce activities

We launched the *Vine to Wine* book in May as a resource to enable secondary-school teachers to include winegrowing industry-related content in their curriculums.

We interviewed each wine region to determine their workforce priorities, with responses confirming the positive role of NZW workforce activity to support and complement regionally led approaches to workforce issues and initiatives, with future emphasis needed on attraction and retention of skilled staff.

These findings, together with the outcomes from the Workforce Skills Survey, will be used to inform a review of our Sustainable Workforce Action Plan in the coming year.

We welcome the government's increase of the RSE scheme's numbers and removal of additional costs on employers imposed by the previous government, along with the government's creation of the SPWV for seasonal workers. These changes will support the industry's ability to access international workers for vintage 2025.

Leadership and communities

The Young Viticulturist and Tonnellerie de Mercurey Young Winemaker of the Year competitions support our future leaders and bring together a special community of members and industry suppliers. In 2023 the Young Viticulturist of the Year was Tai Nelson from Soljan's Estate, and the Young Winemaker of the Year was Alena Kamper from Sacred Hill.

The Women in Wine and NZW Mentoring programmes which run every year, continue to increase confidence and enthusiasm in our members. In November 2023, a Women in Wine event was held at Kate Sheppard House, Christchurch, with a focus on 'Connect. Inform.

ALENA KAMPER,
2023 YOUNG WINEMAKER OF THE YEAR



PHOTO: RICHARD BRIGGS



PHOTO: AMBER SOLJANS

TAI NELSON,
2023 YOUNG VITICULTURIST OF THE YEAR

Change'. Dr Jo Cribb was appointed as the new Chair of Women in Wine in February 2024. We acknowledged Kate Radburn's work in her four years as Chair.

To encourage mental fitness in our industry (with support from WorkSafe), we were pleased to offer Go You! webinars and provide members with updated resources. 🍷



Research

Bragato Research Institute (BRI) drives New Zealand’s grape and wine research, innovation, and knowledge transfer so the industry can make better business decisions and ensure New Zealand remains renowned for its exceptional wine.

After six years of operating, BRI is entering a new phase of maturity where our focus is on delivering greater value to the New Zealand wine industry—both providing support and advice today, while setting the industry up for long-term success tomorrow. We are also increasing our collaborations and connectiveness to support the wider research community to deliver value to the wine industry.

Delivering for the wine industry

New Zealand wine industry members are BRI’s most important stakeholders. Our purpose is to guide and conduct research that addresses the industry’s challenges and opportunities.

Following our 2023 NZW Member Survey results, we have been concentrating on responding to the feedback we received: members are focused on short-term challenges and want research and education to address this; members want relevant and summarised research; and members want more engagement across the country, including workshops, regional support, and advice.

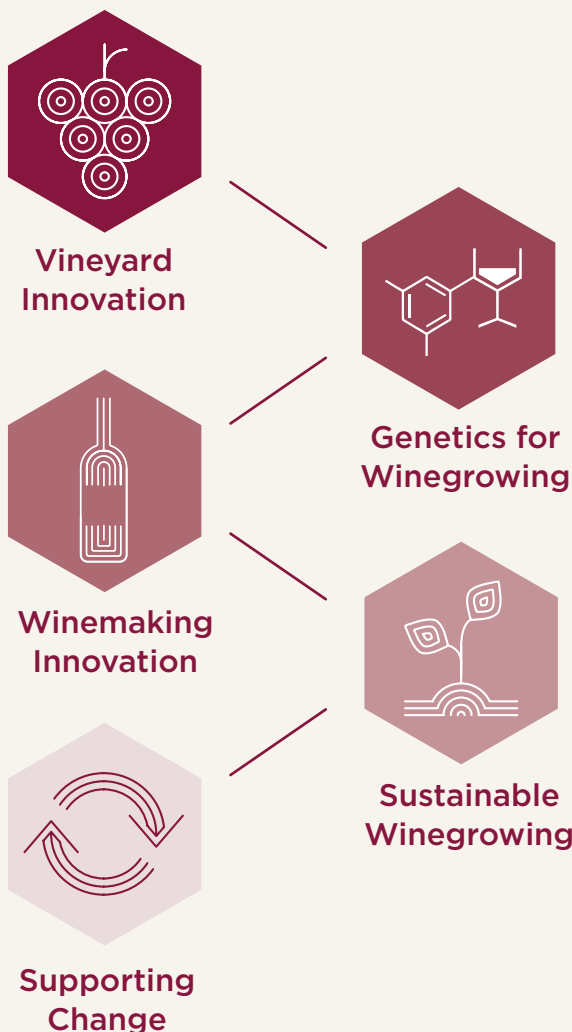
Research

Our research provides winegrowers with knowledge and tools to protect and enhance the quality and distinctiveness of New Zealand wine, the sustainability of our winegrowing, and the productivity and profitability of their businesses.

BRI has three focus areas: Vineyard Innovation, Genetics for Winegrowing, and Winemaking Innovation, with Sustainable Winegrowing and Supporting Change themes running across all three.

Vineyard innovation

This year, we know members have faced increasing cost pressures in the vineyard, and we have projects underway to help address these challenges.





FIELD TECHNICIAN YUICHI ANDO HARVESTS FRUIT FROM THE LONG SPUR PRUNING TRIAL.



RESEARCH ASSISTANT WINEMAKER ROB WINUP. PHOTO: RICHARD BRIGGS

Our research provides winegrowers with knowledge and tools to protect and enhance the quality and distinctiveness of New Zealand wine, the sustainability of our winegrowing, and the productivity and profitability of their businesses.

Control of grapevine trunk disease

Grapevine trunk diseases (GTD) threaten the economic sustainability of our wine industry. GTDs shorten the lifespan of vineyards and cause significant yield and quality reductions. With no curative treatments available, remedial surgery is one of the few options for managing GTD. Because the established root system is retained, it is usually more cost-effective than replanting. A five-year project concluded this year that established best practice guidelines for managing GTD through remedial surgery, including the optimal time and season to conduct remedial surgery. It evaluated vine health and productivity of Sauvignon Blanc, Cabernet Sauvignon and Merlot for five growing seasons, providing valuable knowledge to winegrowers.

Project case study:

Long spur pruning has shown promise as an alternative to cane pruning for Sauvignon Blanc in Marlborough. This year, BRI concluded a three-year trial to gather objective data on the effectiveness of long spur pruning. The results show long spur pruning produces similar yield and quality, and has greater potential for full automation than cane pruning, reducing winter labour requirements.



The Sauvignon Blanc Grapevine Improvement Programme aims to improve the resilience of our industry by creating over 10,000 entirely new Sauvignon Blanc variants.

Genetics for winegrowing

Multiple audits of the wine sector have identified our reliance on Sauvignon Blanc and a lack of genetic diversity as one of the biggest risks facing our industry. The Sauvignon Blanc Grapevine Improvement Programme aims to improve the resilience of our industry by creating over 10,000 entirely new Sauvignon Blanc variants and identifying plants that exhibit useful traits such as increased yield, resistance to disease, and frost tolerance.

In October 2023, the programme achieved a major milestone with the completion of a reference genome. This valuable genomic resource allows the team to describe differences between 'Mass Select' and plantlets already produced in the large diversity panel that will be generated in the programme.

Another milestone in the programme was collaborating with the Grape Genetics Research Unit of the the United States Department of Agriculture (USDA) in New York, which has been leading the development of advanced



phenotyping technologies. The pilot-scale study demonstrated that a large population of plants could be efficiently screened to assess phenotypic resistance or susceptibility to both downy and powdery mildew. This technology will be used to screen all new variants generated in the programme in the coming years.

Winemaking innovation

During vintage 2024, the BRI Research Winery processed 7.5 tonnes of grapes over 252 individual ferments, with full capacity being 210. The team were able to schedule and process tanks to allow for these extra bookings. The trials allowed industry clients and BRI research projects to test different winemaking techniques, ingredients, or the impact of vineyard practices under tightly controlled conditions. As with all our commercial services, BRI invests any profits back into industry research.

Project case study:

There is growing concern among winemakers about reductive odours in Pinot Noir wine, impacting the perceived quality of the wine and contributing to substantial problems. BRI is collaborating with the University of Auckland to explain why these odours develop and what winemakers can do to prevent it happening.

During vintage 2024, the BRI Research Winery processed 7.5 tonnes of grapes over 252 individual ferments, with full capacity being 210.

Knowledge transfer

Research only has value if it is communicated and understood by the industry. This year, we have renewed our focus on this area and have delivered a range of research-focused events including Grape Days in Marlborough, Hawke's Bay and Central Otago, the Research & Innovation Forum in Wellington, and several educational regional workshops. These events have presented an opportunity to connect with the wine industry across the country and deliver valuable learning experiences.

New research

In late 2023, BRI established the Research Governance Committee (RGC) as a BRI Board subcommittee. This group of industry experts is focused on ensuring BRI delivers strong value from science—responding to members' evolving views on research needs and effectively transferring new knowledge to winegrowers.

In April 2024, BRI invited researchers to submit expressions of interest (EOIs) to undertake new research projects with wide benefits for the New Zealand wine industry. This year, we sought proposals that will support the industry to address cost pressures and that deliver research in actionable formats. We received 53 EOIs that were reviewed in detail by the RGC, and these have been narrowed down to six new projects.

People

BRI welcomed Dr Juliet Ansell as CEO in mid-July and thanked Dr Bruce Campbell for steering the organisation during his five-month interim CEO role. This year BRI established a Senior Leadership team, incorporating skills from each area of the business to lead the future direction and build on the culture of BRI—setting up the organisation, and therefore the industry, for long-term success. 🍇



CELLARHAND RHEA GAIKWAD. PHOTO: RICHARD BRIGGS





GRAPE DAYS. PHOTO: RICHARD BRIGGS



GRAPE DAYS. PHOTO: RICHARD BRIGGS



Environment



2025 is a major milestone for SWNZ as it will mark the 30th anniversary of the programme.



TE KANO, CENTRAL OTAGO. PHOTO: RICHARD BRIGGS

The New Zealand wine industry's focus on sustainability demonstrates our commitment to the future across six key areas: water, waste, plant protection, soil, people, and climate change. The NZW Environment Strategy identifies a specific goal for each area. Through its ongoing delivery of Sustainable Winegrowing New Zealand (SWNZ) and the Biosecurity Programme, the NZW Environment team helps to drive the industry towards these goals.

Water

Throughout the past year, the Environment team has led industry engagement with the government on the development of freshwater farm planning regulations that will enable many members to meet their regulatory requirements through industry programmes like SWNZ. This work, which will help to reduce the cost of regulation on members, will continue to be a key focus for the group over the next 12 months. As part of this work, NZW secured \$1.4 million from the Essential Freshwater Fund administered by MfE to launch Project Raumatatiki: Freshwater Farm Planning for Viticulture. This project will be a key priority next year. The project will develop an online farm planning tool, educate members on what's required, and assist them to complete farm plans as required.

Climate change

Our industry's goal for climate change is to be net zero by 2050. Overall, a net zero goal is an ambitious target that demonstrates the industry's commitment to a sustainable future. As both consumers' and market gatekeepers' understanding of climate change has matured over time, it is increasingly important to show the next steps the wine industry will take to mitigate the impact of climate change.

NZW partnered with the Energy Efficiency Conservation Authority (EECA) and thinkstep-anz to develop the Roadmap to Net Zero 2050. This work identifies achievable milestones that will guide our industry towards our goal and provide insights for winemakers and viticulturists on how to reduce emissions in the winery and on the vineyard. The Roadmap will help to enhance and refine SWNZ requirements in the climate change area. The Roadmap to Net Zero 2050 was launched at the Research & Innovation Forum in August this year.

Streamlining and strengthening SWNZ

Throughout 2024, NZW has concentrated on strengthening and streamlining the SWNZ programme to ensure stakeholders in government, markets, and the New Zealand community have confidence in the robustness of our certification, while ensuring the programme remains relevant and cost-effective for members.

Over the past 12 months, through a funding partnership with MPI, the Supercharging SWNZ project enabled further enhancements to the annual SWNZ national reports on plant protection, water use, and greenhouse



SPY VALLEY WETLANDS, MARLBOROUGH

Biosecurity and emergency response

Throughout the past 12 months, NZW Biosecurity activity has concentrated on improving our readiness in two key areas:

- To improve our ability to respond to *Xylella fastidiosa*, the causal agent of Pierce's disease in grapevines, one of our most important biosecurity risks
- Create a pan-sector biosecurity traceability programme designed to improve our ability to track and trace the movement of high-risk goods during an incursion.

Through the Government Industry Agreement for Biosecurity Readiness and Response, NZW can pursue these priorities with leveraged investment from MPI and other industry partners. This work is expected to be finalised by mid-2025. Readiness work also continues via a range of other agreements for brown marmorated stink bug (BMSB), the NZW Grafted Grapevine Standard, and the Plant Pass nursery biosecurity scheme. The NZW Biosecurity and Emergency Response Manager continues to chair both the BMSB Council and the Xylella Action Group.

In August 2023, the NZW Board agreed that vineyard biosecurity plans will become mandatory for all SWNZ vineyard members, from the 2026 audit season. Biosecurity risk is ever-present, and it is much easier to implement a biosecurity plan before a new threat arrives than while trying to deal with the impacts of new pests and diseases. The Biosecurity team will visit all winegrowing regions over the course of 2025 to ensure members can access support with developing their biosecurity plans and understand what will be required.

NZW reviewed its response to Cyclone Gabrielle in late 2023. While the response was deemed timely and well-received by members, the review highlighted the need to streamline how we work alongside regional organisations during big events. This will be prioritised over the next 12 months.

“As growers, we have the luxury of SWNZ standards allowing us one auditing process, irrespective of the number of wine companies we’re growing for; a service envied by many in the horticulture and agriculture sectors.”

Richard Hunter of Southern Valleys Viticulture
(Pyramid Valley Vineyard, Marlborough)

gas emissions, as well as enhancements to the newly created regional reports. These SWNZ reports will continue to be refined and enhanced over the next year with continued support from MPI.

2025 is a major milestone for SWNZ as it will mark the 30th anniversary of the programme. SWNZ has come a long way over that time, and it will continue to evolve in response to changing market expectations and member needs. Over the coming year, NZW will celebrate the efforts of a wide range of members who have used SWNZ to demonstrate their commitment to a sustainable future.

Organic Winegrowers New Zealand

Organic wine production continues to attract strong interest within the New Zealand wine industry. Data sourced from BioGro NZ in September 2023 found that the number of certified organic New Zealand wineries had increased by 13% from September 2021, to 116 wineries. Many wineries have more than one organic label, with 16% of New Zealand wineries having at least one organic label.

Organic Winegrowers New Zealand (OWNZ), the industry association for growers practicing or interested in organic production, continues to work with the support and collaboration of NZW to promote and support organic grape and wine production in New Zealand.

This year, growers across the wine regions learned about organic practices at a variety of

OWNZ events, from keynote seminars to local community field days. In June, OWNZ brought trailblazing regenerative organic winegrower Kelly Mulville from Paicines Ranch in California on a teaching tour of New Zealand, delivering the Horticulture Charitable Trust OWNZ Regenerative Viticulture Tour.

Organic Wine Week celebrations proved popular again this year. Activities such as organic wine list takeovers, winemaker dinners, retail promotions, and in-store tastings popped up across the motu. Perhaps the most exciting Organic Wine Week event this year was the inaugural Down to Earth tasting in Auckland, introducing consumers and trade to the largest gathering of New Zealand organic wine producers to ever join forces at a public event. Following its success, Down to Earth is set to expand to a larger venue in Auckland and launch in Wellington next year. 🍷



CARRICK, CENTRAL OTAGO. PHOTO: RICHARD BRIGGS

Submissions to government

June 2024 Submission to MfE on changes to Freshwater Farm Planning Regulations

March 2024 Submission to MPI on Proposed Measures to Manage Phytoplasmas on Ornamental Plants for Planting

June 2024 Submission to MPI—Feedback on Potential Phytosanitary Measures for the Management of *Xylella fastidiosa* on Plants for Planting Hosts



MUDBRICK, WAIHEKE ISLAND. PHOTO: RICHARD BRIGGS



Brand

Building on the momentum from last year, the NZW Brand team has continued to actively share the New Zealand Wine story through our Altogether Unique positioning. With increased access to key markets, we have supported members to forge connections with key influencers, as well as worked to deliver valuable market insights as we continue to drive awareness and preference for New Zealand wine.

New Zealand Wine, Altogether Unique

Eighteen months post-launch, the NZW Brand team continues to bring to life the refreshed New Zealand Wine brand story—New Zealand Wine, Altogether Unique—designed to support the ongoing premiumisation of New Zealand wine and define what sets us apart on the world stage. The brand pillars Purity, Innovation, and Care shine through all the activity we do as we showcase our Altogether Unique brand platform across our key export markets.

In November, The Blind Tasting was held in Hawke's Bay with the tasting spanning 987 wines across 37 varieties and styles, from all 10 of our wine-producing regions. This initiative is designed to identify exemplary wines from across our membership for NZW levy-funded educational activities, which are a mainstay of taking our Altogether Unique story to the world.

In February, the New Zealand Wine Annual Trade Tastings took place in London and Dublin. These are the largest and most diverse tastings of New Zealand wine in the region. They attracted over 500 guests across both events. ProWein, the world's largest wine and spirit fair, was another major opportunity for New Zealand to shine, with close to 45,000 visitors having the chance to see 6,000 exhibitors from 60 countries.

The China Altogether Unique New Zealand Wine roadshow ran in Beijing and Shanghai in May, with more than 1,200 trade professionals attending the events. Masterclasses were

co-hosted by Fongyee Walker MW and Sophie Parker-Thomson MW in each city using a lineup of wines that represented regional and varietal diversity and told a compelling story for New Zealand Wine.

For the third year running, NZW promoted Pour Yourself a Glass of New Zealand, a month-long campaign that celebrates New Zealand's white wine varieties and coincides with International Sauvignon Blanc, Pinot Gris and Chardonnay Days, all of which fall in May. This campaign also continued the quest to secure the White Wine Emoji as a creative way to turn heads to New Zealand white wine. The campaign was once again a success, and over the three years it has reached 115 million people and generated an equivalent advertising value of \$3.3 million. Engagement from members has increased substantially year on year, with a 60% increase in toolkit downloads in 2024 compared to 2023.



PROWEIN



“You guys broke open an entirely new world with Marlborough Sauvignon Blanc. You created something that had no connection with any wine that had ever been made. You put the wine drinker at the front rather than at the back. You made wine a ‘drink’ that people gulped down because of the pleasure that it gave. Wine never did that before.”

Oz Clarke, Winegrower Magazine

The strength of collaboration

Leveraging partnerships to widen the reach of the New Zealand Wine brand remains a key priority. This year, NZW has worked closely with Tourism New Zealand (TNZ) and Qualmark to strengthen our industry’s offering of wine tourism experiences. At the Altogether Unique 2024 Celebration Dinner in August, Qualmark presented the inaugural New Zealand Wine Tourism Award as a part of the accolades shared that evening. This award acknowledges the important role that wine tourism plays in New Zealand’s visitor economy and will recognise excellence in the visitor experience to our cellar doors.

Partnering with NZTE continues in key and high-growth export markets to drive awareness and preference for New Zealand wine. In Canada, many initiatives have been collaborated on such as Liquor Board retail promotions, loyalty programme promotions, and Liquor Board buyer tastings to bring new wineries and products into the market. In Australia, Catherine Wansink, NZTE’s Commercial Business Advisor, continues to be seconded to NZW part-time to support NZW’s Australia wine market objectives, an arrangement that mutually supports the objectives of both organisations. For high-growth emerging markets that fall out of the scope of NZW’s focused key market strategy (such as South Korea and Japan), NZTE has played an active role in their activities to drive forward the wine sector with strong participation from New Zealand wineries exploring those markets.

Another collaboration that is showing great mutual benefit is NZW’s UK Europe team collaborating with counterparts from Wine Australia to more cost-effectively reach target audiences. Trade events took place in Denmark and Sweden in October 2023 and in the UK in June 2024. This has been extremely well received by all sectors and more collaborative events are planned for 2024-2025.

Enhancing market understanding

Delivering relevant intel and insights to members remains a key focus of the Brand team’s work. Highlights include the New Zealand Wine Brand Health Tracker and market pulse webinars, with attendance levels over the past year reaching record levels.

Another initiative showing strong member participation was the inaugural Wine Business Forum held in November 2023. The theme focused on the importance of brand and allowed NZW to share in more depth what underpins the Altogether Unique brand platform. The inspiring speaker line up of both international and locally-based speakers included brand experts,

BRAND ACTIVITY

The Numbers

Global PR Programme

Driving frequency of mention for
New Zealand Wine

The NZW Global PR Programme ensures that New Zealand Wine continues to be a vibrant part of the global media conversation.



Intel & Insights
Helping members make
sustainable decisions
for their businesses.

6,236
UNIQUE VIEWS ACROSS
NZW INTEL & INSIGHTS
DATA



International Education Programme

'Influencing the influencer'

The NZW International Education Programme is a category development initiative designed to influence decision makers across on-premise, off-premise, importer and distributor, by educating them about the unique and profitable offering that New Zealand Wine presents.



3,546
TRADE AND MEDIA
REACHED THROUGH
THE EDUCATION
PROGRAMME

17,721
UNIQUE VIEWS
ACROSS THE NZW
TRADE HUB

industry practitioners, leading wine industry commentators, and trade. A particular highlight was UK wine expert Oz Clarke attending the event. As a long-time champion for New Zealand wine, particularly Marlborough Sauvignon Blanc, it was perfect timing to mark Marlborough's 50th anniversary as a wine region.

Looking forward, after an eight-year hiatus, Pinot Noir New Zealand 2025 is returning in February. This three-day event plays a significant role in NZW's strategy to help keep the premium New Zealand Wine brand top of mind in our major markets. NZW will host trade and media at the event with the scope to deliver focused outputs to our target audiences and continue our efforts to build and strengthen the reputation for New Zealand Wine. 🍷

*Looking forward, after
an eight-year hiatus,
Pinot Noir New Zealand
2025 is returning in
February.*



CHINA ROADSHOW

Statement of service performance

Who we are

New Zealand Winegrowers Inc (NZW) is the national organisation of and for the members of the New Zealand grape and wine industry.

Vision

Around the world, New Zealand is renowned for our exceptional wines.

Purpose

Creating enduring member value by enhancing the reputation of New Zealand Wine and the sustainability of our industry.

Priorities



ADVOCACY



PEOPLE



BRAND



ENVIRONMENT



RESEARCH



Member engagement

To better understand the needs of the New Zealand grape and wine industry, NZW undertakes a biennial survey of its members. The survey was conducted October 2023 (February 2022).

How responsive is NZW to your queries or requests?

87% ▲ 14%

Somewhat or very responsive

Overall satisfaction with NZW performance in the previous 12 months

74% ▼ 8%

Somewhat or very satisfied



Advocacy

A trusted voice advocating for a supportive operating environment.

19 SUBMISSIONS TO GOVERNMENT*
Submissions to government on policies impacting the industry. (2023 - 16)

9 MEMBER WEBINARS HELD*
Topics included Labelling and Winemaking Practices and updates to Wine Standards Management Plans. (2023 - 7)



People

Supporting industry to attract, develop, and retain skills and talent.

NUMBER OF PARTICIPANTS

Young Viticulturist
New Zealand Wine

40

ENTRANTS
(2023 - 39)

Young Winemaker
New Zealand Wine

20

ENTRANTS
(2023 - 24)

NZW Mentoring Programme

11

MENTEES
(2023 - 12 mentees, 12 mentors)

11

MENTORS
(2023 - 12 mentees, 12 mentors)

Women in Wine
New Zealand Wine

9

MENTEES
(2023 - 11 mentees, 11 mentors)

9

MENTORS
(2023 - 11 mentees, 11 mentors)



Brand

Building and promoting a premium New Zealand Wine brand.

ONLINE BRANDING TOOLKITS

To support members to convey a consistent, strong image of New Zealand Wine.

7

TOOLKITS*
were available to members

5,427

DOWNLOADS*
(2023 - 9 toolkits, 4,753 downloads)

INTEL & INSIGHTS

Interactive delivery of market information.

3,237

Unique number of individuals who viewed pages in our Intel & Insights section*
(2023 - 3,515)



Environment

Demonstrating our commitment to a sustainable future.

1,801
VINEYARDS ARE
SWNZ-CERTIFIED*
(2023 - 1,783)

292
WINERIES ARE
SWNZ-CERTIFIED*
(2023 - 307)

“ SWNZ gives our wine buying partners, both home and overseas, the peace of mind that as an industry we are setting our standards with uniformity and consistency across all growers. As a viticulturist I value the depth of information and resources provided to us by SWNZ and the fact that this information evolves year on year underlines their commitment to move with the ever-changing demands of the market. ”

Richard Hunter of Southern Valleys Viticulture (Viticulturist for Pyramid Farm in Marlborough)



Sustainable Winegrowing New Zealand (SWNZ) is an industry-wide programme run by NZW, with regular audits conducted by an independent agency.

Government Industry Agreements (GIAs) enable signatories to share the decision-making, responsibilities, and costs of preparing for and responding to biosecurity incursions.

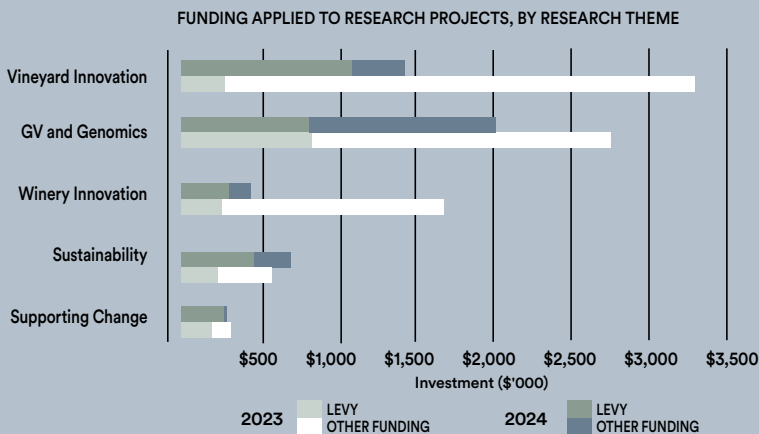
NZW IS A SIGNATORY TO
4 GIA AGREEMENTS*
(2023 - 4)



Research

Driving science and knowledge for innovation in viticulture and winemaking.

We invest across three core themes—Vineyard Innovation, Grapevine Improvement and Genomics, and Winery Innovation, supported by our cross-cutting focus on Sustainable Winegrowing and Supporting Change.



27
TRIALS ▲ **8%**

OUR RESEARCH WINERY DE-RISKS INNOVATION
Our custom-designed winery lets winegrowers trial new vineyard and winemaking ideas at small scale under tightly controlled experimental conditions.

NUMBER OF TRIALS

- 11** INTERNATIONAL COMPANIES (2023 - 5)
- 11** NEW ZEALAND WINE BUSINESSES (2023 - 15)
- 5** BRI TRIALS (2023 - 5)
- 3** INCLUDING COLLABORATIONS WITH RESEARCH PROVIDERS* (2023 - 3)

*Not included in total.



Communication

Collating and sharing knowledge to support decision-making.

OPENING RATES

WHAT'S FERMENTING
Our monthly newsletter

47%
▼ **2%**

VINEFACTS
Provides weather and phenology data through the growing season

54%
▲ **2%**

ADVOCACY UPDATES

55%
▲ **4%**

BRAND UPDATES

55%
▼ **1%**

ENVIRONMENT UPDATES

65%
▲ **9%**

REGISTRATIONS*



An education extension event to promote best practice in viticulture and agrichemical usage. Held in all nine key wine regions.

661
(2023 - 663)



A practical, thought-provoking programme to share the latest industry-driven and funded research with an emphasis on helping winegrowers apply the findings. Held in three key wine regions.

796
(2023 - 916)

Judgements - New Zealand Winegrowers service performance metrics are consistent with, and linked to, the entity's purpose and strategies. The service performance information reported above is consistent with information used by the Board, committees, and management for internal decision-making. New Zealand Winegrowers has discretion over the measurement, aggregation, and presentation of service performance only to the extent the measures relate to the entity's strategy and purpose.

Basis for preparation - Unless otherwise stated the service performance data is for the full year from 1 July 2023 to 30 June 2024 (with comparatives presented for the full year ended 30 June 2023).

*These statistics have been audited by KPMG.



Financials

High-level breakdown (year to 30 June 2024)

New Zealand Winegrowers Inc (NZW) is the industry organisation of and for the winemakers and grape growers of New Zealand.

These are the accounts for NZW and its subsidiaries, NZW Research Centre Limited trading as BRI, and GVI Limited Partnership (GVI LP).

Operating income includes the grape and wine levies. These are used to fund Brand, Research, Environment, Advocacy, and People activities.

User-pays activities include events in New Zealand and overseas, SWNZ, and Young Viticulturist and Young Winemaker competitions.

BRI provides world-leading science, research, and innovation to benefit New Zealand's entire grape and wine industry.

GVI LP is managing a research programme to develop and select new and improved variants of our existing Sauvignon Blanc clones.

The financial information presented has been extracted from the audited financial statements of NZW for the year ended 30 June 2024.

OPERATING INCOME

\$17.0m
↓22%

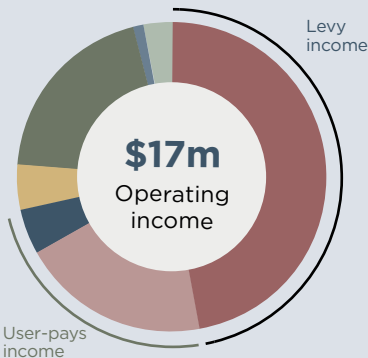
EXPENDITURE

\$19.5m
↓3%

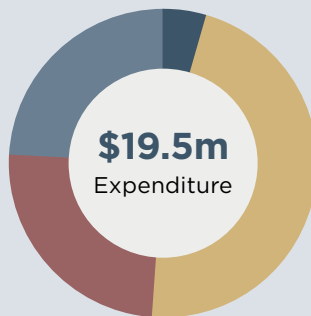
ASSETS/RESERVES

\$12.0m

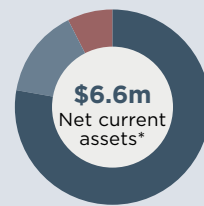
OPERATING INCOME AND RESERVES SUMMARIES



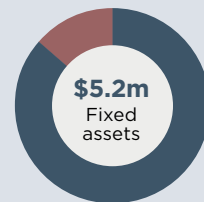
- Wine levy \$7.8m ↓3%
- Grape levy \$3.5m ↓23%
- Marketing user pays \$0.8m ↑40%
- SWNZ \$0.8m ↑11%
- External funding for research \$3.4m ↓52%
- Young Vit & Winemaker \$0.2m ↓11%
- Other \$0.5m ↓11%



- Social \$0.9m ↑26%
- Economic \$9.1m ↑1%
- Environmental \$4.8m ↓16%
- General \$4.7m ↑1%




















- Levy incl BRI \$5.1m
- Biosecurity \$1m
- User pays \$0.5m



- Winery incl fitout and equip \$4.5m
- Other \$0.7m

*Current assets less total liabilities.

Breakdown of expenditure by objective

Key achievements		Levy	Non-levy	
Research and innovation Research Winery (252 ferments processed)	\$2.3m ↓10%			\$3.8m ↓21%
International brand activity Global PR and media outreach International event programme	\$2.3m ↑10%			\$0.6m ↑9%
Administration General, governance costs, and IT project	\$3.4m ↑4%			\$0.8m ↑18%
Events in New Zealand Altogether Unique, Pinot Noir NZ 2025 support	\$0.3m ↑119%			\$0.2m ↑307%
Environment SWNZ programme Spray Schedule	\$0.8m ↓8%			\$0.9m ↓13%
Member information Vinefacts, Spray Days, website	\$1.2m ↓1%			
Regions	\$1.3m ↑6%			
International trade (Advocacy) UK and EU free trade agreements	\$0.3m ↓8%			\$0 ↓100%
Domestic trade (Advocacy) 19 domestic submissions to government	\$0.5m ↓4%			
People Women in Wine Labour strategy and RSE Young Viticulturist and Young Winemaker competitions	\$0.3m ↑43%			\$0.2m ↑12%
Biosecurity 3 submissions to government GIA partnerships	\$0.3m ↓3%			
Total	\$13.0m ↑2%			\$6.5m ↓12%
Total expenditure				\$19.5m ↓3%

Statistics

Summary of New Zealand wine (2015-2024)

	2015	2016	2017	2018	2019	2020	2021	2022	2023	2024
Number of members***										1426
Number of members who sell wine***	673	675	677	697	716	717	731	744	739	755
Number of members who only sell grapes***	762	747	726	699	692	694	732	706	681	671
Number of members with vineyards***		1271	1284	1292	1248	1231	1280	1266	1259	1259*
Producing area (hectares)	35,463	36,226	36,943	38,073	39,061	39,934	40,949	41,304	41,991	42,519*
Average yield (tonnes per hectare)	9.1	12.0	10.7	11.0	10.7	11.4	9.2	12.9	11.9	9.3
Average grape price (NZ\$ per tonne)	1,732	1,807	1,752	1,841	1,890	1,920	2,025	2,261	2,405	N/A
Tonnes crushed (thousands of tonnes)	326	436	396	419	413	457	370	532	501	395
Total production (millions of litres)	234.7	313.9	285.1	301.7	297.4	329.04	266.4	383.0	360.7	284.4
Domestic sales of NZ wine (millions of litres)	61.9	56.2	52.1	53.6	50.6	50.0	49.2	40.6	42.4	39.9*
Consumption per capita NZ wine (litres)	13.7	12.2	11.0	10.9	10.3	10.0	9.6	7.9	8.2	7.5*
Total domestic sales of all wine (millions of litres)	96.0	93.4	92.0	94.5	93.1	91.7	90.2	89.0	85.7	78.9*
Consumption per capita all wines (litres)	21.2	20.2	19.5	19.2	18.9	18.3	17.7	17.4	16.6	14.9*
Export volume (millions of litres)	209.4	213.4	253.0	255.0	270.4	286.5	284.9	266.1	315.8	276.2
Export value (millions of NZ\$ FOB)	1,424	1,570	1,663	1,705	1,825	1,923	1,870	1,953	2,405	2,110

N/A - Not yet available

*Estimate **Earlier years' vineyard numbers can be found on the website: <https://www.nzwine.com/en/media/statistics/vineyard-reports/>

***NZW Members are winemakers and grape growers who sell their products and pay a grape or wine levy on these sales.

Payment of the grape or wine levies entitles you to membership of NZW. Total number of members reported from 2024.



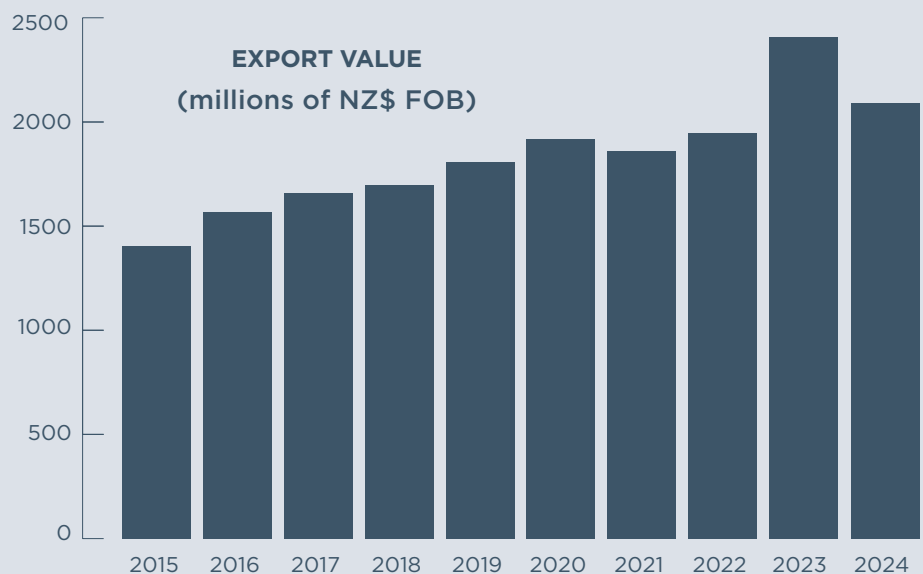
PRODUCING AREA (ha)

2015

36,463

2024

42,519*



New Zealand Winegrowers membership (2015-2024)

Number of members who sell wine by size	2015	2016	2017	2018	2019	2020	2021	2022	2023	2024
Small	587	581	582	603	624	628	645	662	646	661
Medium	69	78	77	77	73	69	67	66	75	76
Large	17	16	18	17	19	20	19	16	18	18
Total	673	675	677	697	716	717	731	744	739	755

Category 1 (Small)—annual sales not exceeding 200,000 litres. Category 2 (Medium)—annual sales between 200,000 and 4,000,000 litres. Category 3 (Large)—annual sales exceeding 4,000,000 litres.

Number of members who sell wine by region	2015	2016	2017	2018	2019	2020	2021	2022	2023	2024
Northland	14	15	16	17	20	20	18	17	17	16
Auckland	111	110	109	102	100	99	99	98	93	95
Waikato/Bay of Plenty	12	9	8	10	7	9	8	6	6	8
Gisborne	18	18	18	17	16	15	33	37	37	36
Hawke's Bay	75	76	79	91	98	100	104	107	106	109
Wairarapa	67	68	64	69	72	67	67	67	69	68
Marlborough	140	141	139	141	150	158	159	160	163	169
Nelson	35	36	36	38	42	38	35	37	35	34
North Canterbury	67	64	65	67	68	71	68	71	64	69
Central Otago	127	133	137	136	135	133	134	137	143	142
Waitaki Valley				4	4	4	3	4	3	4
Other areas	7	5	6	5	4	3	3	3	3	5
Total	673	675	677	697	716	717	731	744	739	755

Number of members who only sell grapes by region	2015	2016	2017	2018	2019	2020	2021	2022	2023	2024
Northland						4	4	3	5	1
Auckland	10	5	4	3	8	5	5	5	4	6
Waikato/Bay of Plenty										
Gisborne	41	41	36	33	31	27	14	12	12	11
Hawke's Bay	74	71	65	62	58	57	65	59	50	48
Wairarapa	14	15	17	13	14	14	19	25	18	23
Marlborough	535	534	519	510	509	514	531	518	513	485
Nelson	38	36	37	35	27	27	32	31	27	24
North Canterbury	18	14	14	9	13	10	19	15	16	23
Otago**	32	31								
Central Otago			33	33	32	36	43	38	36	43
Waitaki Valley			1	1						3
Other										1
Total	762	747	726	699	692	694	732	706	681	671

*Auckland and Northland reported separately from 2020. **Central Otago and Waitaki Valley reported separately since 2017.

Statistics

New Zealand producing vineyard area (2015-2024)

By grape variety (ha)	2015	2016	2017	2018	2019	2020	2021	2022	2023	2024
Sauvignon Blanc	20,497	21,400	22,230	23,426	24,605	25,160	25,988	26,471	27,478	28,109
Pinot Noir	5,514	5,519	5,572	5,588	5,549	5,642	5,805	5,735	5,615	5,613
Chardonnay	3,117	3,116	3,114	3,106	3,179	3,222	3,186	3,159	3,099	3,069
Pinot Gris	2,422	2,439	2,369	2,471	2,413	2,593	2,766	2,773	2,787	2,784
Merlot	1,239	1,198	1,211	1,133	1,093	1,087	1,078	1,066	1,002	938
Riesling	767	753	721	679	572	569	620	592	576	567
Syrah	436	426	439	432	440	437	433	438	418	418
Cabernet Sauvignon	275	253	249	250	216	219	207	202	196	198
Gewürztraminer	277	242	229	221	206	217	186	190	181	174
Malbec	129	119	121	114	111	111	98	96	84	83
Sauvignon Gris	104	113	109	105	105	105	102	103	87	87
Cabernet Franc	109	99	91	97	91	93	91	90	87	87
Albariño*									64	75
Viognier	129	119	97	97	89	85	69	62	60	60
Other Varieties	448	430	391	354	394	395	320	327	257	257
TOTAL	35,463	36,226	36,943	38,073	39,061	39,934	40,949	41,304	41,991	42,519

By region (ha)	2015	2016	2017	2018	2019	2020	2021	2022	2023	2024
Northland					73	71	75	73	74	75
Auckland					313	319	283	266	269	269
Auckland/Northland	403	387	387	392						
Waikato/Bay of Plenty	16	3	13	15	12	12	13	13	6	6
Gisborne	1,440	1,350	1,246	1,181	1,163	1,191	1,221	1,232	1,239	1,226
Hawke's Bay**	4,638	4,641	4,615	4,678	4,883	5,034	4,737	4,722	4,623	4,574
Wairarapa	1,003	1,005	932	969	1,030	1,039	1,089	1,083	1,081	1,105
Marlborough	23,452	24,365	25,244	26,288	27,176	27,808	28,883	29,339	29,970	30,444
Nelson	1,141	1,135	1,093	1,162	1,105	1,102	1,086	1,067	1,069	1,077
North Canterbury	1,428	1,419	1,472	1,457	1,368	1,369	1,489	1,448	1,467	1,501
Central Otago	1,942	1,880	1,886	1,873	1,875	1,930	2,029	2,013	2,115	2,163
Waitaki Valley		41	55	58	63	59	58	48	48	50
Other / Unknown									31	30
TOTAL	35,463	36,226	36,943	38,073	39,061	39,934	40,962	41,304	41,991	42,519

*Reported separately since 2023.

**The Hawke's Bay vineyard area was overstated in 2020 due to a data collection error.

Source: New Zealand Winegrowers Vineyard Register Reports

New Zealand vintages (2015-2024)

By grape variety (tonnes)	2015	2016	2017	2018	2019	2020	2021	2022	2023	2024
Sauvignon Blanc	216,078	303,711	285,862	296,573	302,157	326,058	268,079	393,956	378,300	298,479
Pinot Noir	25,763	35,661	28,760	35,095	26,944	34,105	22,029	34,569	30,532	25,781
Pinot Gris	19,707	24,892	20,755	22,824	20,953	28,849	20,987	30,465	26,097	22,126
Chardonnay	27,015	29,162	26,843	26,371	25,729	27,568	23,507	29,762	22,528	19,150
Merlot	9,397	9,321	7,714	10,623	9,240	11,166	9,877	7,535	9,092	6,120
Riesling	4,535	5,937	3,880	3,776	4,776	4,510	4,407	5,024	6,001	4,125
Rosé							530	4,518	3,957	1,367
Syrah	1,497	1,756	1,733	2,126	2,230	2,392	2,537	2,104	2,072	1,351
Cabernet Sauvignon	1,376	1,537	974	1,169	1,076	1,210	1,156	834	1,020	682
Sauvignon Gris		1,182	944	1,080	1,002	880	1,178	1,161	947	672
Gewürztraminer	1,761	2,221	1,047	976	834	1,167	707	1,179	766	648
Grüner Veltliner	228	276	253	329	347	369	275	490	546	398
Other Reds	457	677	401	456	506	522	540	526	444	375
Albariño				162	269	284	371	451	380	255
Malbec	586	483	697	782	741	793	535	663	656	234
Cabernet Franc	485	616	373	350	473	452	458	472	507	232
Semillon	425	466	249	385	304	292	289	263	215	176
Other Whites	1,294	727	824	250	232	271	144	193	128	173
Viognier	720	771	266	444	318	235	488	282	347	83
Pinotage	494	374	145	153	142	122	96	131	87	58
Muscat Varieties	301	329	450	323	200	234	33	84	27	31
Arneis	268	257	239	152	91	162	91	86	12	29
All Hybrids										9
Survey Total	312,387	420,356	382,409	404,399	398,564	441,640	358,316	514,749	484,662	382,554
Industry Total*	326,000	436,000	396,000	419,000	413,000	457,000	370,000	532,000	501,000	395,000

By region (tonnes)	2015	2016	2017	2018	2019	2020	2021	2022	2023	2024
Northland	203	92	121	113	319	269	248	195	182	159
Auckland	824	1,267	934	787	1,585	1,249	1,239	1,343	709	613
Gisborne	17,280	15,944	16,337	13,000	16,238	18,959	17,450	19,334	10,967	8,235
Hawke's Bay	36,057	42,958	33,679	41,061	37,173	43,247	41,138	40,172	38,409	24,143
Wairarapa	3,559	5,049	3,822	4,592	4,390	4,472	3,131	5,363	5,528	4,625
Marlborough	233,182	323,290	302,396	313,038	305,467	343,036	269,521	414,649	393,865	312,812
Nelson	6,777	10,028	8,540	9,120	12,370	11,572	7,804	10,867	11,472	11,593
North Canterbury	5,395	12,170	8,240	11,157	8,534	9,861	7,291	9,779	11,090	8,216
Central Otago	8,951	9,177	8,324	11,358	11,868	8,515	10,324	12,575	11,995	11,519
Waitaki Valley				170	41	114	23	188	210	254
Other**	159	381	16	3	579	347	147	286	236	384
Survey total	312,387	420,356	382,409	404,399	398,564	441,640	358,316	514,749	484,662	382,554
Industry total*	326,000	436,000	396,000	419,000	413,000	457,000	370,000	532,000	501,000	395,000

*The data shown are the results from the New Zealand Winegrowers Annual Vintage Surveys, whereas 'Industry Total' represents the tonnes crushed by the total wine industry. The difference between 'Survey Total' and 'Industry Total' is data from wine companies who did not respond to the survey.

**Waikato/Bay of Plenty reported under Other.

Source: New Zealand Winegrowers Annual Vintage Surveys

Statistics

New Zealand wine exports (2015-2024)

		2015	2016	2017	2018	2019	2020	2021	2022	2023	2024
USA	L	53.858	61.636	72.929	72.701	76.234	82.598	80.252	93.152	107.722	97.024
	NZ\$	372.241	460.600	517.258	521.738	557.000	622.150	589.121	694.116	870.505	787.562
United Kingdom	L	59.745	58.936	74.638	74.435	82.728	82.448	80.005	67.518	79.494	69.209
	NZ\$	353.931	381.809	389.272	386.740	446.584	464.092	448.864	434.160	537.078	440.823
Australia	L	57.528	52.960	59.672	56.059	56.335	61.852	65.819	57.397	69.504	57.204
	NZ\$	362.188	361.677	371.099	366.997	367.722	365.083	379.836	365.881	443.726	370.579
Canada	L	9.583	10.612	11.388	12.776	12.412	12.278	11.036	12.917	12.900	12.791
	NZ\$	94.906	107.372	107.434	127.933	130.133	135.961	112.725	141.355	146.144	145.965
Germany	L	2.073	2.667	1.728	1.685	8.413	14.021	13.503	7.030	12.223	9.283
	NZ\$	10.018	14.501	10.740	9.061	44.917	66.384	56.854	36.354	71.137	47.051
Ireland	L	2.512	2.888	2.986	3.448	3.020	3.243	3.578	3.570	3.940	3.939
	NZ\$	17.472	21.309	21.658	27.183	25.874	27.011	33.421	33.003	38.236	40.151
Mainland China	L	1.858	2.028	2.270	2.520	2.525	2.002	2.088	2.613	2.743	2.762
	NZ\$	27.069	27.593	31.758	37.385	39.177	26.698	28.017	36.426	36.335	38.224
Netherlands	L	6.744	6.801	8.203	9.322	4.767	3.707	3.102	2.734	2.834	3.258
	NZ\$	41.479	44.480	45.439	50.853	28.655	26.149	24.095	23.485	24.724	26.300
Singapore	L	1.580	1.567	1.306	1.338	1.314	1.148	1.148	1.001	1.233	1.340
	NZ\$	20.691	20.570	18.596	19.165	18.884	16.526	16.912	17.129	23.669	24.565
Japan	L	1.193	1.150	1.273	1.225	1.342	1.272	1.143	1.324	1.447	1.233
	NZ\$	13.773	13.796	14.565	17.047	15.003	14.873	12.299	14.954	17.906	16.123
Hong Kong	L	1.399	1.283	1.353	1.178	1.067	1.070	1.337	0.968	0.940	0.785
	NZ\$	17.680	17.333	18.553	15.671	13.337	14.112	17.868	14.586	15.110	12.055
Denmark	L	1.191	0.942	1.252	1.322	1.362	1.381	1.553	1.790	1.791	1.410
	NZ\$	8.042	7.182	8.368	8.594	8.897	8.719	9.769	12.177	13.102	10.692
Sweden	L	1.630	1.843	1.779	1.521	1.631	1.801	1.167	1.015	0.708	0.684
	NZ\$	13.163	15.276	14.208	12.903	13.250	15.173	9.853	8.861	7.033	6.626
Norway	L	0.270	0.384	0.320	0.316	0.550	0.605	0.998	0.876	0.561	0.497
	NZ\$	2.045	2.511	2.508	2.648	3.569	3.946	5.969	5.792	4.184	3.452
Finland	L	0.310	0.258	0.248	0.261	0.314	0.295	0.315	0.283	0.157	0.247
	NZ\$	2.455	2.388	2.004	2.340	2.809	2.477	2.824	2.771	1.471	2.444
Others	L	7.947	7.516	11.618	14.979	16.351	16.740	17.901	11.896	17.630	14.562
	NZ\$	67.307	70.938	89.507	101.377	109.304	113.339	121.748	112.323	154.615	137.812
Total	L	209.419	213.371	252.962	255.093	270.364	286.461	284.942	266.081	315.828	276.227
	NZ\$	1,424.461	1,569.515	1,662.968	1,704.644	1,825.116	1,922.694	1,870.173	1,953.372	2,404.975	2,110.425

All litre and NZ\$ figures are in millions.

Source: Stats New Zealand

New Zealand wine exports by market (12 months to June 2024)

		White 750ml	White other	White total	Red 750ml	Red other	Red total	Sparkling	Fortified	Total
USA	L	59.285	35.718	95.003	1.002	0.628	1.630	0.387	0.004	97.024
	NZ\$	585.379	173.669	759.048	17.601	6.084	23.685	4.788	0.041	787.562
	\$/L	\$9.87	\$4.86	\$7.99	\$17.57	\$9.69	\$14.53	\$12.36	\$10.68	\$8.12
United Kingdom	L	23.100	42.930	66.030	2.113	0.799	2.912	0.149	0.118	69.209
	NZ\$	202.807	203.002	405.809	27.522	5.151	32.673	1.474	0.867	440.823
	\$/L	\$8.78	\$4.73	\$6.15	\$13.02	\$6.45	\$11.22	\$9.90	\$7.33	\$6.37
Australia	L	13.257	40.087	53.343	2.881	0.541	3.422	0.437	0.002	57.204
	NZ\$	123.686	190.407	314.092	44.603	4.263	48.866	7.588	0.032	370.579
	\$/L	\$9.33	\$4.75	\$5.89	\$15.48	\$7.88	\$14.28	\$17.35	\$14.44	\$6.48
Canada	L	11.185	0.739	11.924	0.788	0.001	0.789	0.077	0.001	12.791
	NZ\$	128.829	4.768	133.597	11.422	0.007	11.429	0.934	0.005	145.965
	\$/L	\$11.52	\$6.45	\$11.20	\$14.50	\$9.67	\$14.49	\$12.08	\$6.46	\$11.41
Germany	L	0.904	8.101	9.004	0.087	0.192	0.279			9.283
	NZ\$	7.933	36.566	44.499	1.445	1.106	2.551			47.051
	\$/L	\$8.78	\$4.51	\$4.94	\$16.59	\$5.77	\$9.15	\$6.62		\$5.07
Ireland	L	3.651	0.011	3.661	0.255	0.003	0.258	0.019		3.939
	NZ\$	36.781	0.109	36.890	2.998	0.040	3.038	0.223		40.151
	\$/L	\$10.08	\$10.14	\$10.08	\$11.76	\$12.78	\$11.77	\$11.75		\$10.19
Mainland China	L	2.247	0.003	2.250	0.498	0.007	0.506	0.006		2.762
	NZ\$	28.925	0.046	28.971	9.061	0.059	9.120	0.122	0.012	38.224
	\$/L	\$12.87	\$17.70	\$12.88	\$18.18	\$8.19	\$18.04	\$20.62	\$23.26	\$13.84
Netherlands	L	2.357	0.772	3.128	0.098	0.003	0.102	0.028		3.258
	NZ\$	21.227	3.469	24.696	1.324	0.059	1.383	0.222		26.300
	\$/L	\$9.01	\$4.49	\$7.89	\$13.47	\$18.24	\$13.62	\$7.81		\$8.07
Singapore	L	1.039	0.005	1.044	0.276	0.005	0.280	0.014	0.001	1.340
	NZ\$	18.179	0.120	18.299	5.754	0.085	5.838	0.415	0.013	24.565
	\$/L	\$17.49	\$23.11	\$17.52	\$20.88	\$17.87	\$20.83	\$29.00	\$11.88	\$18.33
Japan	L	0.791	0.111	0.902	0.292	0.012	0.304	0.025	0.002	1.233
	NZ\$	9.252	0.866	10.118	5.429	0.139	5.567	0.426	0.011	16.123
	\$/L	\$11.70	\$7.80	\$11.22	\$18.57	\$11.76	\$18.31	\$16.97	\$6.81	\$13.08
Hong Kong	L	0.662	0.007	0.669	0.103	0.003	0.106	0.010	0.001	0.785
	NZ\$	8.693	0.201	8.894	2.494	0.337	2.830	0.325	0.006	12.055
	\$/L	\$13.14	\$28.44	\$13.30	\$24.31	\$106.21	\$26.76	\$32.06	\$9.14	\$15.35
Denmark	L	0.875	0.456	1.331	0.078		0.078			1.410
	NZ\$	7.183	2.463	9.646	1.039		1.039	0.008		10.692
	\$/L	\$8.21	\$5.40	\$7.24	\$13.34		\$13.34	\$22.69		\$7.59
Sweden	L	0.384	0.119	0.504	0.147		0.147	0.032		0.684
	NZ\$	3.822	0.600	4.421	1.808		1.808	0.396	0.001	6.626
	\$/L	\$9.94	\$5.02	\$8.77	\$12.26		\$12.26	\$12.32	\$147.43	\$9.69
Norway	L	0.236	0.215	0.451	0.021	0.025	0.046			0.497
	NZ\$	2.056	0.914	2.970	0.398	0.084	0.482			3.452
	\$/L	\$8.71	\$4.25	\$6.58	\$18.68	\$3.39	\$10.44			\$6.94
Finland	L	0.171		0.171	0.008		0.009	0.068		0.247
	NZ\$	1.546		1.546	0.120	0.004	0.124	0.774		2.444
	\$/L	\$9.06		\$9.06	\$14.50	\$15.29	\$14.52	\$11.42		\$9.90
Others	L	9.095	4.378	13.473	0.843	0.126	0.969	0.114	0.006	14.562
	NZ\$	98.807	20.943	119.751	14.837	1.219	16.056	1.902	0.102	137.812
	\$/L	\$10.86	\$4.78	\$8.89	\$17.60	\$9.68	\$16.57	\$16.63	\$18.59	\$9.46
Total	L	129.237	133.651	262.888	9.491	2.344	11.835	1.368	0.135	276.227
	NZ\$	1,285.105	638.141	1,923.247	147.855	18.636	166.491	19.596	1.091	2,110.425
	\$/L	\$9.94	\$4.77	\$7.32	\$15.58	\$7.95	\$14.07	\$14.32	\$8.10	\$7.64

All litre and NZ\$ figures are in millions.

Source: Stats New Zealand

This data is subject to confirmation by Stats NZ



Statistics

New Zealand wine exports by variety (2015-2024)

Variety	2015	2016	2017	2018	2019	2020	2021	2022	2023	2024
Sauvignon Blanc	177.776	181.944	217.89	220.065	231.194	249.445	242.876	228.479	279.171	247.2108
Pinot Gris	4.479	4.713	7.151	7.74	8.678	9.207	10.671	8.953	10.310	8.881
Pinot Noir	10.886	12.171	12.51	13.171	12.331	10.282	10.868	10.469	9.165	8.492
Rosé	0.835	0.942	2.389	3.656	5.195	5.592	7.996	5.827	4.254	3.599
Chardonnay	5.277	6.063	6.172	4.766	5.088	4.649	4.914	4.883	4.148	3.781
Sparkling	1.441	1.412	1.088	1.167	1.15	1.366	3.272	2.216	2.716	2.316
Merlot	1.711	1.906	2.25	2.06	2.769	1.456	1.641	1.744	1.581	1.708
Riesling	0.113	0.15	1.099	0.962	1.047	1.184	1.089	0.898	0.933	0.962
Generic White	0.384	0.38	0.085	0.12	0.126	0.077	0.533	0.639	0.395	0.393
Cabernet or Merlot Blend	0.754	0.836	0.972	0.798	0.81	0.436	0.453	0.378	0.283	0.245
Other White Varietals	0.282	0.341	0.453	0.42	0.235	0.254	0.217	0.278	0.227	0.196
Syrah	0.954	1.065	0.283	0.375	0.346	0.273	0.236	0.355	0.201	0.181
Gewürztraminer	0.017	0.026	0.182	0.15	0.148	0.135	0.119	0.085	0.087	0.079
Generic Red	0.17	0.087	0.126	0.013	0.008	0.042	0.032	0.061	0.065	0.043
Other Red Varietals	0.041	0.048	0.128	0.064	0.085	0.047	0.074	0.066	0.053	0.052
Cabernet Sauvignon	0.012	0.013	0.011	0.023	0.011	0.019	0.020	0.047	0.029	0.015
Sauvignon Blend	0.014	0.013	0.135	0.102	0.018	0.009	0.013	0.027	0.026	0.008
Sparkling Sauvignon	0.175	0.183	0.059	0.101	0.042	0.056	0.069	0.052	0.022	0.015
Chenin Blanc	0.041	0.028	0.008	0.009	0.011	0.01	0.016	0.019	0.021	0.020
Chardonnay Blend	0.005	0.132	0.007	0.008	0.01	0.013	0.028	0.023	0.019	0.014
Sweet Wines	0.085	0.134	0.051	0.032	0.024	0.021	0.019	0.018	0.012	0.008
Fortified	0.002	0.011	0.001		0.002			0.001		
Semillon	0.009		0.051							
Total*	205.46	212.594	253.099	255.802	269.329	284.574	285.156	265.517	313.719	278.219

*Data will slightly differ in total volume to those obtained through Stats New Zealand.

Note: All figures are in millions of litres.

Source: Wine Export Certification Service

Wine imports into New Zealand (2015-2024)

By country of origin	2015	2016	2017	2018	2019	2020	2021	2022	2023	2024
Australia	25.668	28.715	28.517	31.527	32.118	29.795	27.427	33.566	31.609	28.290
France	2.344	2.869	2.807	2.762	3.069	2.807	3.475	4.154	3.536	2.998
Italy	1.023	1.308	1.381	1.786	1.870	2.362	2.539	3.148	2.666	2.129
South Africa	1.373	1.086	1.492	1.370	1.406	0.615	2.001	3.122	2.437	0.912
Chile	1.905	1.842	2	1.606	1.522	1.943	2.166	0.825	1.134	3.097
Argentina	0.229	0.212	0.223	0.265	0.917	2.084	1.001	0.353	0.218	0.269
Spain	0.641	0.578	0.716	0.557	0.654	0.955	0.692	0.807	0.554	0.431
Others	1.307	0.603	1.958	1.017	0.911	1.057	1.757	1.195	1.114	0.922
Total	34.490	37.212	39.935	40.881	42.466	41.618	41.059	47.170	43.268	39.048

By product type	2015	2016	2017	2018	2019	2020	2021	2022	2023	2024
White	11.217	14.088	18.206	21.525	21.237	20.603	18.935	21.255	21.339	17.991
Red	19.830	19.070	17.579	15.035	16.281	16.267	16.686	18.815	15.553	14.710
Sparkling	2.268	2.632	2.651	2.904	3.317	3.415	3.839	5.188	4.744	4.863
Champagne	1.049	1.364	1.397	1.371	1.567	1.288	1.544	1.858	1.580	1.444
Fortified	0.126	0.036	0.076	0.044	0.064	0.045	0.054	0.054	0.052	0.392
Total	34.490	37.190	39.909	40.879	42.466	41.618	41.059	47.170	43.268	39.048

Country of origin		White	Red	Sparkling	Champagne	Fortified	Total
Australia	NZ\$	33.360	66.574	19.485		2.054	121.474
	L	13.823	11.221	3.229		0.017	28.290
France	NZ\$	5.325	19.074	1.349	48.050	0.070	73.867
	L	0.274	1.280	0.144	1.301		2.998
Italy	NZ\$	1.518	6.097	11.878		0.064	19.558
	L	0.137	0.672	.319		0.001	2.129
Spain	NZ\$	0.398	2.902	0.529		0.418	4.246
	L	0.034	0.322	0.069		0.005	0.431
South Africa	NZ\$	1.022	1.308	0.064		0.008	2.402
	L	0.552	0.353	0.007			0.912
Chile	NZ\$	4.772	1.164	0.011		0.006	5.953
	L	2.736	0.360	0.001			3.097
Argentina	NZ\$	0.084	1.633	0.001			1.718
	L	0.029	0.240				0.269
Others	NZ\$	4.090	2.888	2.486		2.794	12.258
	L	0.406	0.262	0.238		0.016	0.922
Total	NZ\$	50.570	101.639	35.804	48.050	5.414	241.476
	L	17.991	14.710	5.007	1.301	0.039	39.048

All litre and NZ\$ figures are in millions.

Source: Wine Export Certification Services

Directory

BOARD MEMBERS

New Zealand Winegrowers

Clive Jones (Chair)
Nautilus Estate

Fabian Yukich (Deputy Chair)
Babich Wines

Jo Cribb
Governance Consultant

Michael Henley MW
Aotearoa New Zealand
Fine Wine Estates

Kevin Mapson
Pernod Ricard
New Zealand

Duncan McFarlane
Indevin Group Ltd

Tim Nowell-Usticke
Mount Riley

Tim Rose
Rose Family Vineyards

Emma Taylor
Te Awanga Estate

Simon Towns
Constellation Brands

Melissa Tripe
Hawkwood Vineyard Ltd

Misha Wilkinson
Misha's Vineyard

REGIONAL WINEGROWING ASSOCIATIONS

Hawke's Bay Winegrowers Inc

Sally Duncan (Chair)
sally@hawkesbaywine.co.nz

Brent Linn (Executive Officer)
brent@hawkesbaywine.co.nz

Peter Hurlstone
(Regional Representative)
peter.hurlstone@pernod-ricard.com
hawkesbaywine.co.nz

Marlborough Winegrowers Association Inc & Wine Marlborough Ltd

Marcus Pickens (General Manager)
marcus@winemarlborough.nz

Beth Forrest (Chair)
beth@forrest.co.nz

Sarah Linklater (Marketing & Communications Manager)
sarah@winemarlborough.nz

marlboroughwinenz.com

Nelson Winegrowers Association Inc & Wine Nelson

Paul Miles (Chair)
paul.miles@riwakariverestate.com
tastenelsonwines.nz

Wairarapa Winegrowers Association

Wilco Lam (Chair)
wilco@ogs.nz

Jeremy Corban (Deputy Chair/
Secretary and Treasurer)
jeremy.corban@bigskyconsulting.co.nz

Rebekah Glover (Marketing)
marketing@wairarapawine.co.nz
wairarapawine.co.nz

North Canterbury Winegrowers

Matt Barbour (Chair)
mattbarbour77@hotmail.com

Peter Bosworth (Treasurer)
pbos@xtra.co.nz

Jack Hill (Deputy Chair)
jack@theboneline.co.nz

Brittney Duval (Administration)
admin@ncwineregion.co.nz
northcanterburywines.co.nz

Central Otago Winegrowers Association

Anna Pullar (Chair)
chair@cowa.org.nz

Carolyn Murray (General Manager)
carolyn@cowa.org.nz

Madeleine Bambridge
(Membership & Communications)
maddie@cowa.org.nz
centralotagowine.co

Gisborne Winegrowers Society Inc

Mark Thompson (Chair)
mark@gisvin.co.nz

Kaye Riddell (Administration)
hello@gisbornewine.co.nz
gisbornewine.co.nz

Northern Winegrowers & Grapevine Improvement Association Inc

Peter Jones (Chair)
peter.jones@thelandingnz.com

SUB-REGION WINEGROWING ASSOCIATIONS

Waiheke Winegrowers Association

Rory Dunleavy (Chair)
rory@temotu.co.nz

Paul Harrop (Treasurer)
paul@harrops.co.nz
waihekewine.co.nz

Matakana Winegrowers Inc

Hegman Foster (President)
matakanawinegrowers@gmail.com
matakanawine.co.nz

Northland Winegrowers Association

Glenda Neil (Secretary)
admin@northlandwinegrowers.co.nz
northlandwinegrowers.co.nz

West Auckland Winegrowers

Michael Brajkovich MW
michael@kumeuriver.co.nz

Waitaki Valley Winegrowers Association

Dave Sutton (Chair)
dave@tekanoestate.com
waitakiwine.com

For a list of the Roll of Fellows for New Zealand Winegrowers and Wine Institute of New Zealand, and the Roll of Honorary Life Members, please visit nzwine.com/our-people

Key Contacts



Chief Executive Officer

Philip Gregan

+64 21 964 564

philip@nzwine.com



**General Manager Advocacy
& General Counsel**

Sarah Wilson

+64 27 700 6008

sarah.wilson@nzwine.com



General Manager Brand

Charlotte Read

+64 27 507 5077

charlotte.read@nzwine.com



General Manager Sustainability

Dr Edwin Massey

+64 21 192 4924

edwin.massey@nzwine.com



Communications Manager

Chrissy Powlesland

+64 21 331 398

chrissy.powlesland@nzwine.com



External Relations Manager

Nicola Crennan

+64 21 707 929

nicola@nzwine.com



Financial Accountant

Suzanne Hill

+64 21 794 380

suzanne.hill@nzwine.com



**Chief Executive Officer
Bragato Research Institute**

Dr Juliet Ansell

+64 27 280 5294

juliet.ansell@bri.co.nz

**NEW ZEALAND
WINEGROWERS INC**

+64 9 303 3527

info@nzwine.com

nzwine.com

PO Box 90276

Victoria Street West

Auckland 1142

Level 4, 5-7 Kingdon Street
Newmarket, Auckland 1023

Marlborough Research Centre
85 Budge Street, Blenheim 7201



Some places have
unblemished sunlight,
young soil, or beautiful water.

Others have **innovation**,
passion for the craft, or
care for the land.

But only one place has
the **purity** of it all...



New Zealand Wine
Altogether Unique.